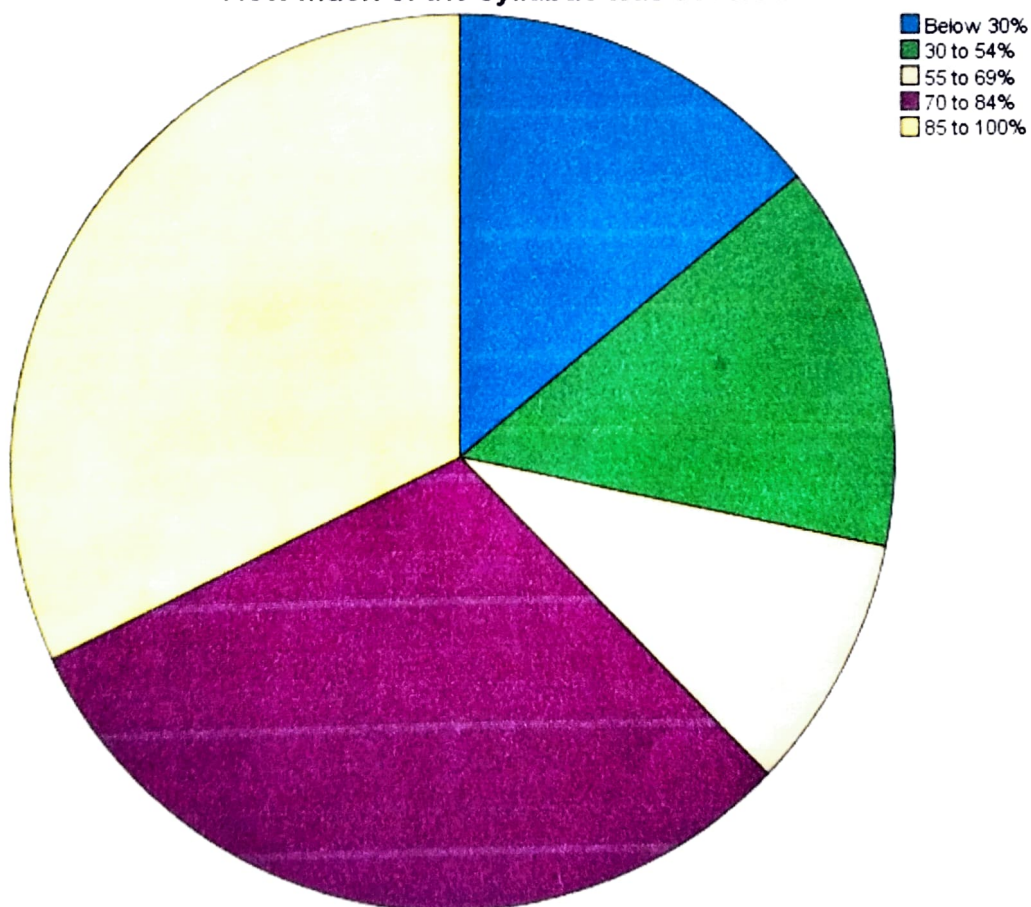


SANATAN DHARMA COLLEGE (S.D.COLLEGE)
STUDENT FEED BACK ANALYSIS
YEAR 2022-23

How much of the syllabus was covered in the class?

		Frequency	Percent	Valid Percent	Cumulative Percent
Valid	Below 30%	20	14.2	14.2	14.2
	30 to 54%	20	14.2	14.2	28.4
	55 to 69%	13	9.2	9.2	37.6
	70 to 84%	43	30.5	30.5	68.1
	85 to 100%	45	31.9	31.9	100.0
	Total	141	100.0	100.0	

How much of the syllabus was covered in the class?

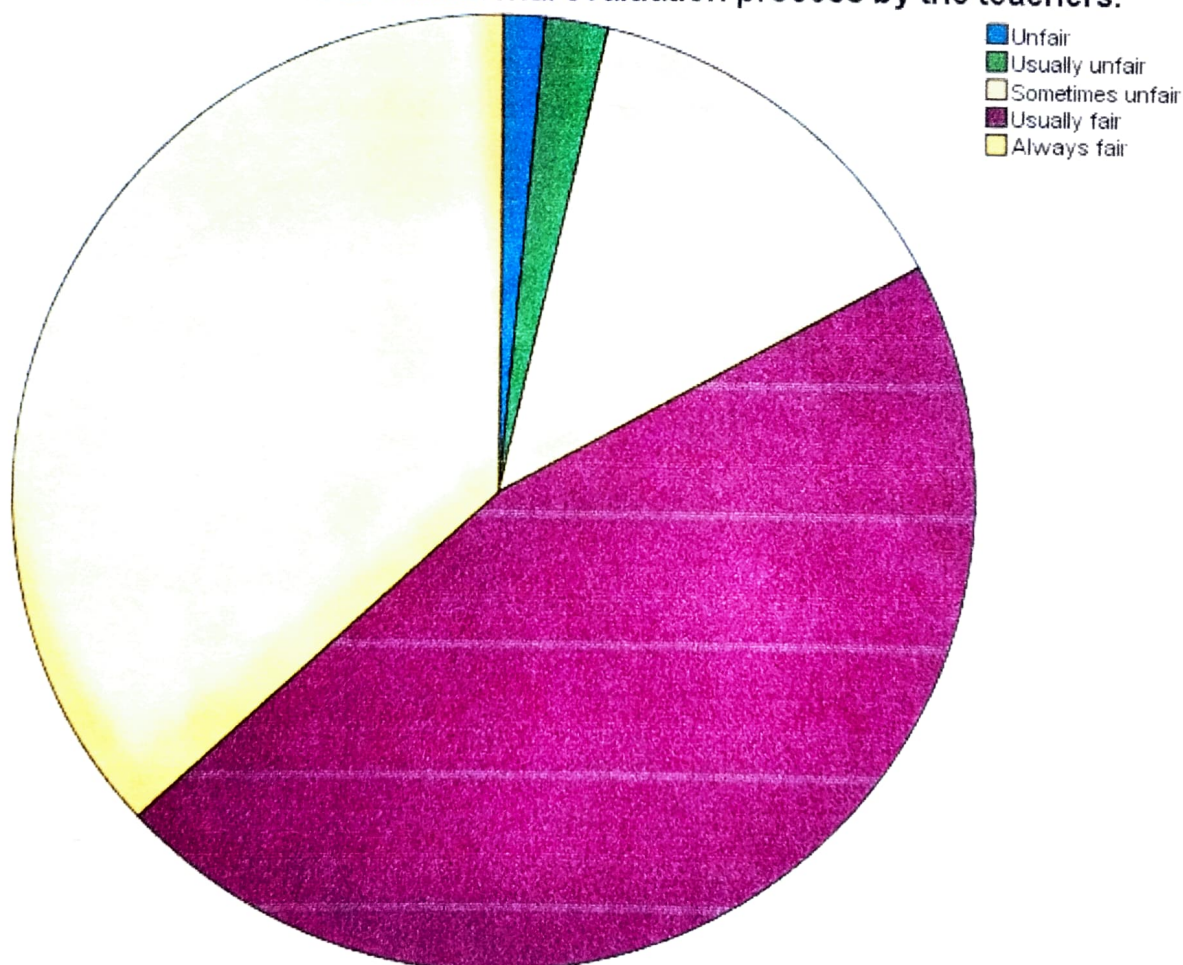


Pooja Singh
PRINCIPAL
S.D. COLLEGE
HOSHIARPUR

Fairness of the internal evaluation process by the teachers.

		Frequency	Percent	Valid Percent	Cumulative Percent
Valid	Unfair	2	1.4	1.4	1.4
	Usually unfair	3	2.1	2.1	3.5
	Sometimes unfair	19	13.5	13.5	17.0
	Usually fair	65	46.1	46.1	63.1
	Always fair	52	36.9	36.9	100.0
Total		141	100.0	100.0	

Fairness of the internal evaluation process by the teachers.

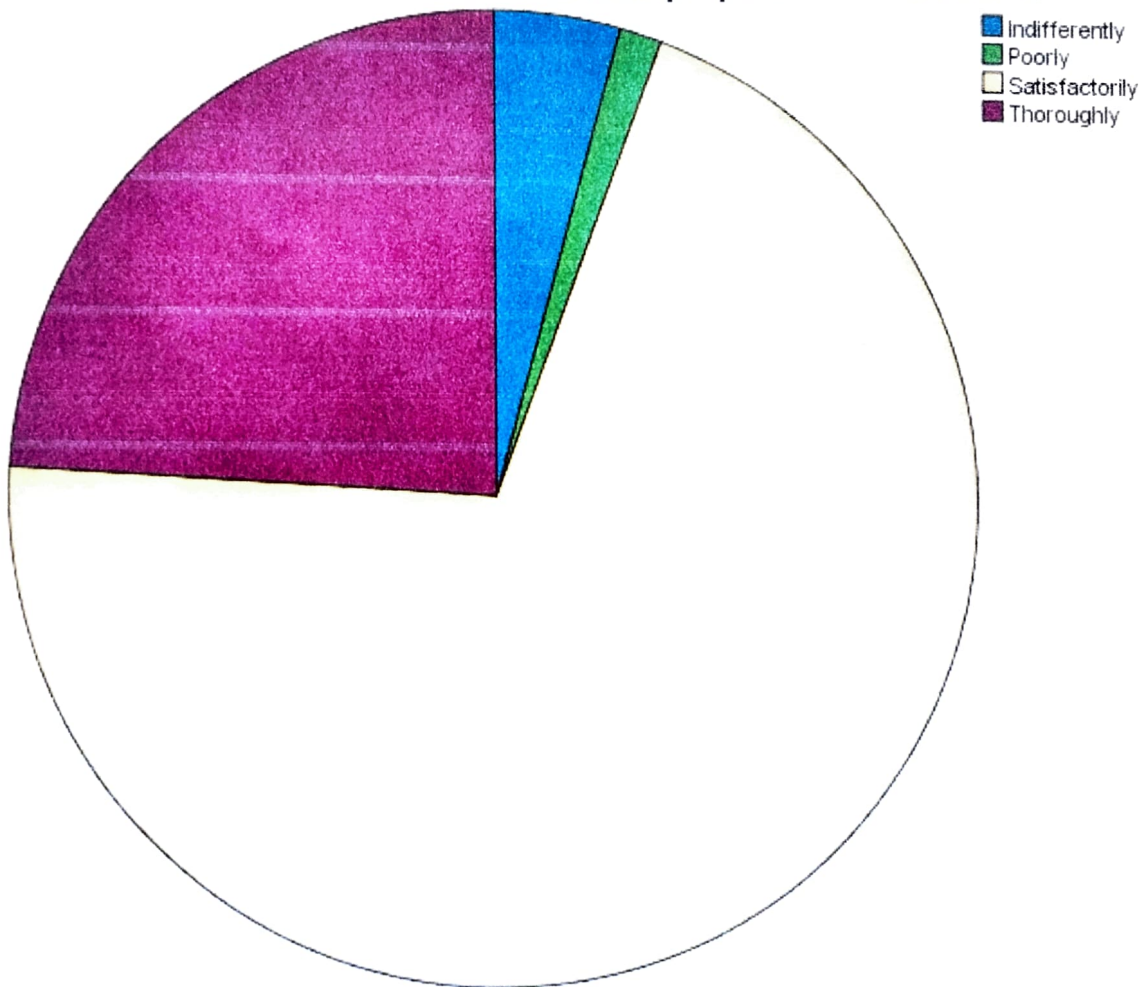


Pooja
PRINCIPAL
S.D. COLLEGE
HOSHIARPUR

How well did the teachers prepare for the classes?

		Frequency	Percent	Valid Percent	Cumulative Percent
Valid	Indifferently	6	4.3	4.3	4.3
	Poorly	2	1.4	1.4	5.7
	Satisfactorily	99	70.2	70.2	75.9
	Thoroughly	34	24.1	24.1	100.0
	Total	141	100.0	100.0	

How well did the teachers prepare for the classes?

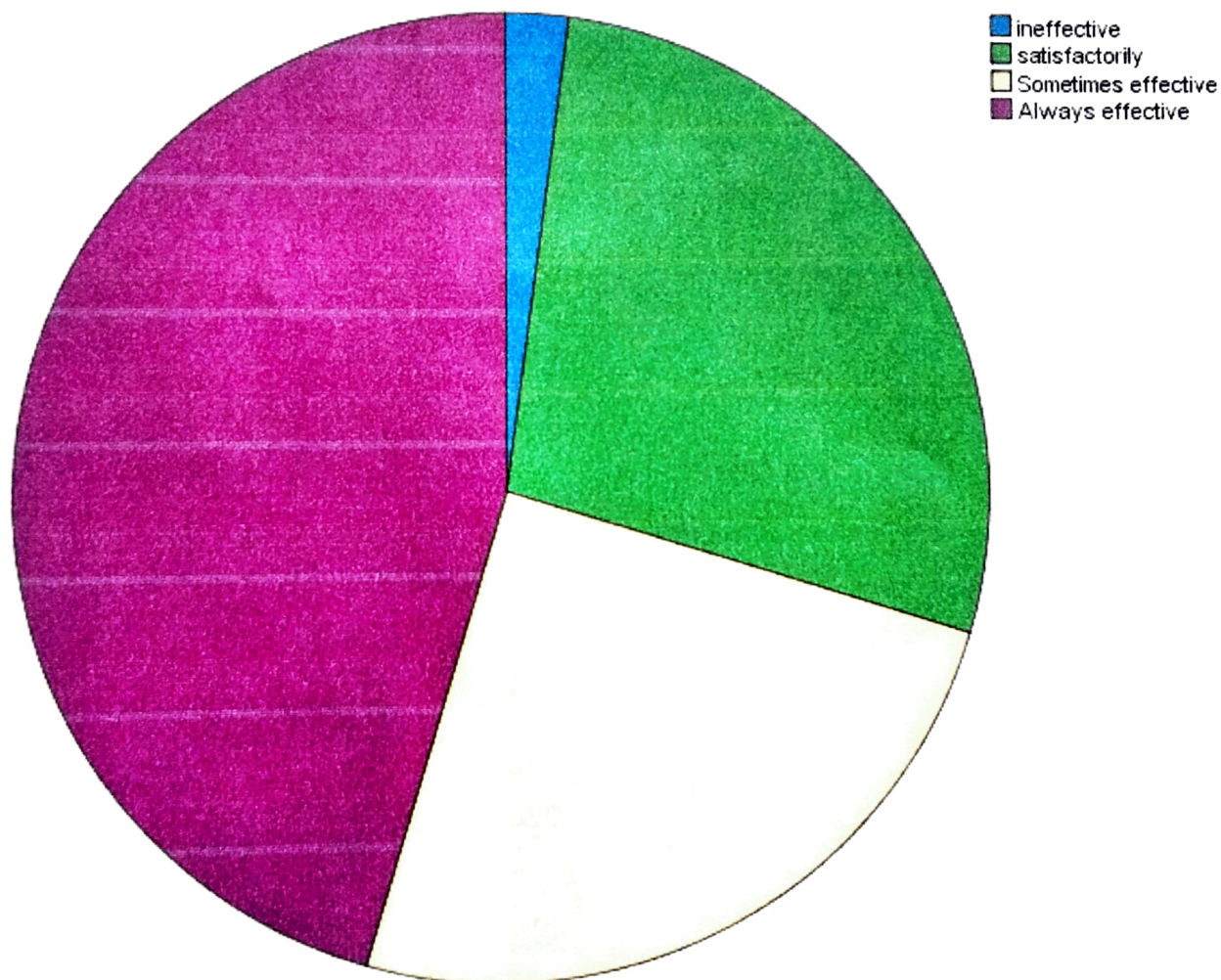


Pankaj
PRINCIPAL
S.D. COLLEGE
HOSHIARPUR

How well were the teachers able to communicate

	Frequency	Percent	Valid Percent	Cumulative Percent
Valid ineffective	3	2.1	2.1	2.1
satisfactorily	39	27.7	27.7	29.8
Sometimes effective	35	24.8	24.8	54.6
Always effective	64	45.4	45.4	100.0
Total	141	100.0	100.0	

How well were the teachers able to communicate

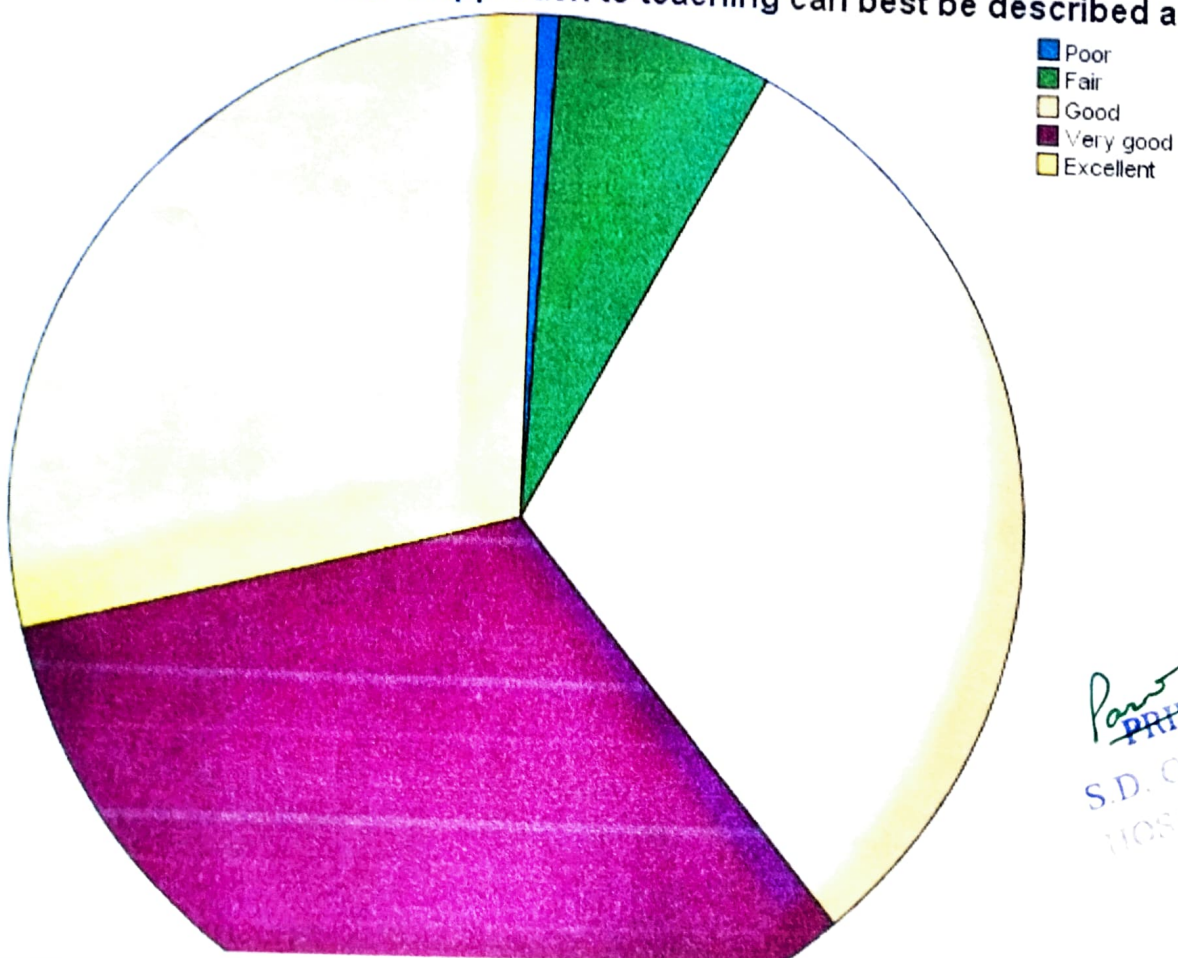


Pankaj
PRINCIPAL
 S.D. COLLEGE
 HOSHIARPUR

The teacher's approach to teaching can best be described as

		Frequency	Percent	Valid Percent	Cumulative Percent
Valid	Poor	1	.7	.7	.7
	Fair	10	7.1	7.1	7.8
	Good	44	31.2	31.2	39.0
	Very good	45	31.9	31.9	70.9
	Excellent	41	29.1	29.1	100.0
	Total	141	100.0	100.0	

The teacher's approach to teaching can best be described as

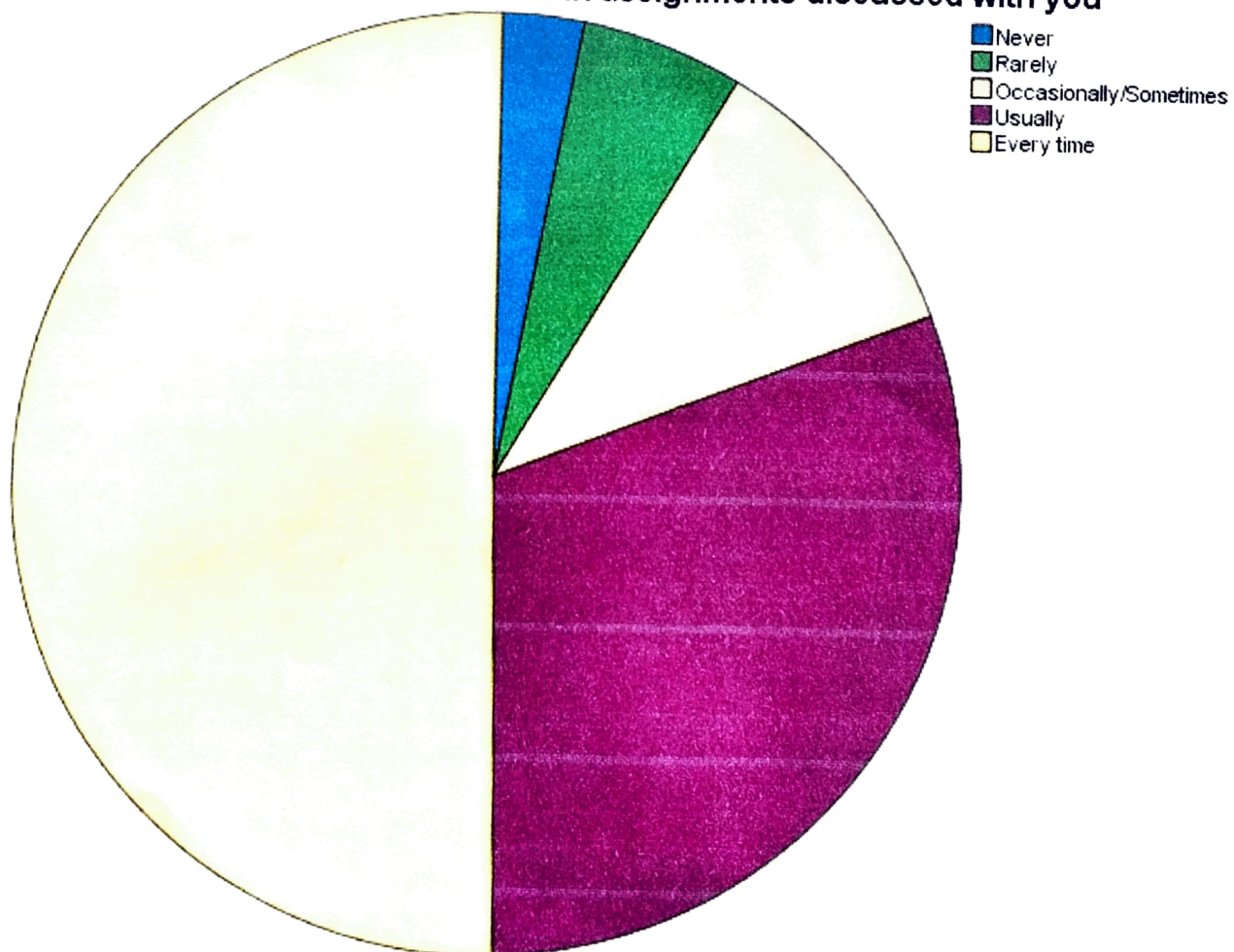


Pawar
PRINCIPAL
 S.D. COLLEGE
 HOSHIARPUR

Was your performance in assignments discussed with you

	Frequency	Percent	Valid Percent	Cumulative Percent
Valid Never	4	2.8	2.8	2.8
Rarely	8	5.7	5.7	8.5
Occasionally/Sometimes	15	10.6	10.6	19.1
Usually	43	30.5	30.5	49.6
Every time	71	50.4	50.4	100.0
Total	141	100.0	100.0	

Was your performance in assignments discussed with you

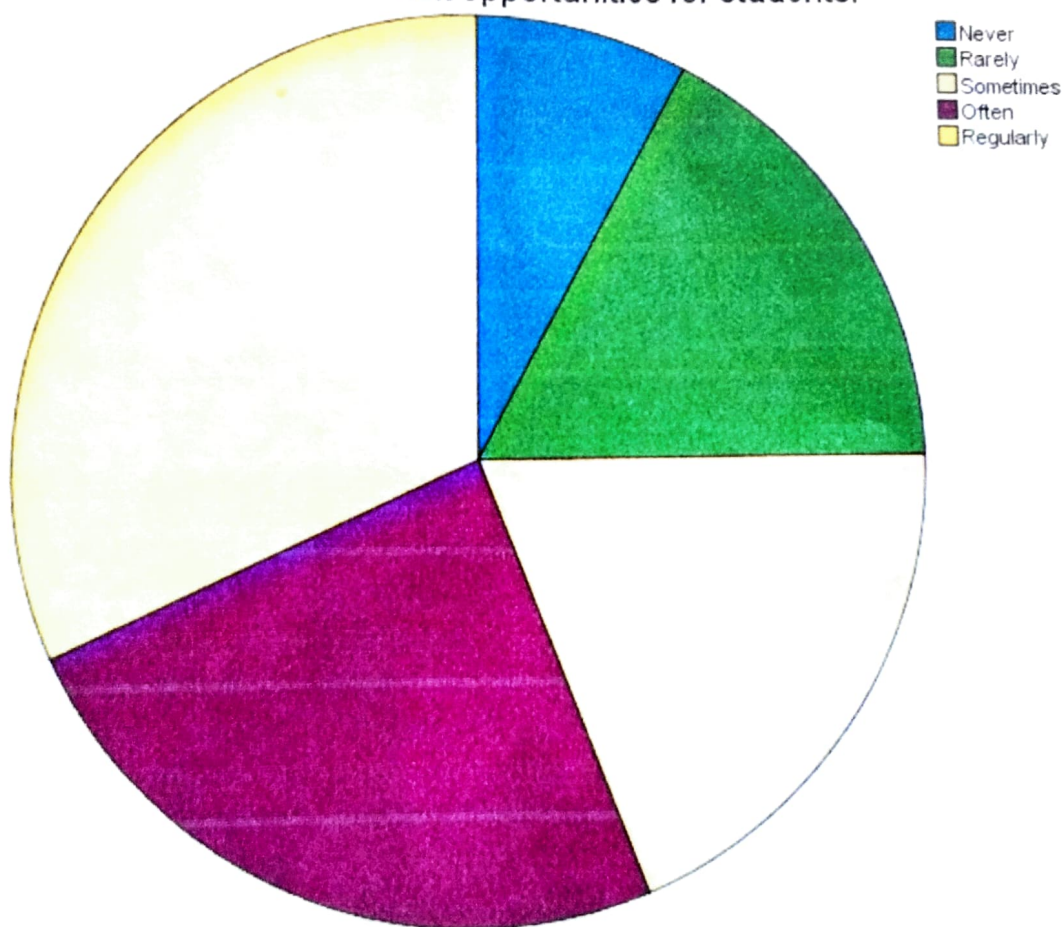


Principal
PRINCIPAL
S.D. COLLEGE
HOSHARPUR

The institute takes active interest in promoting internship, student exchange, field visit opportunities for students.

		Frequency	Percent	Valid Percent	Cumulative Percent
Valid	Never	11	7.8	7.8	7.8
	Rarely	24	17.0	17.0	24.8
	Sometimes	27	19.1	19.1	44.0
	Often	34	24.1	24.1	68.1
	Regularly	45	31.9	31.9	100.0
Total		141	100.0	100.0	

The institute takes active interest in promoting internship, student exchange, field visit opportunities for students.

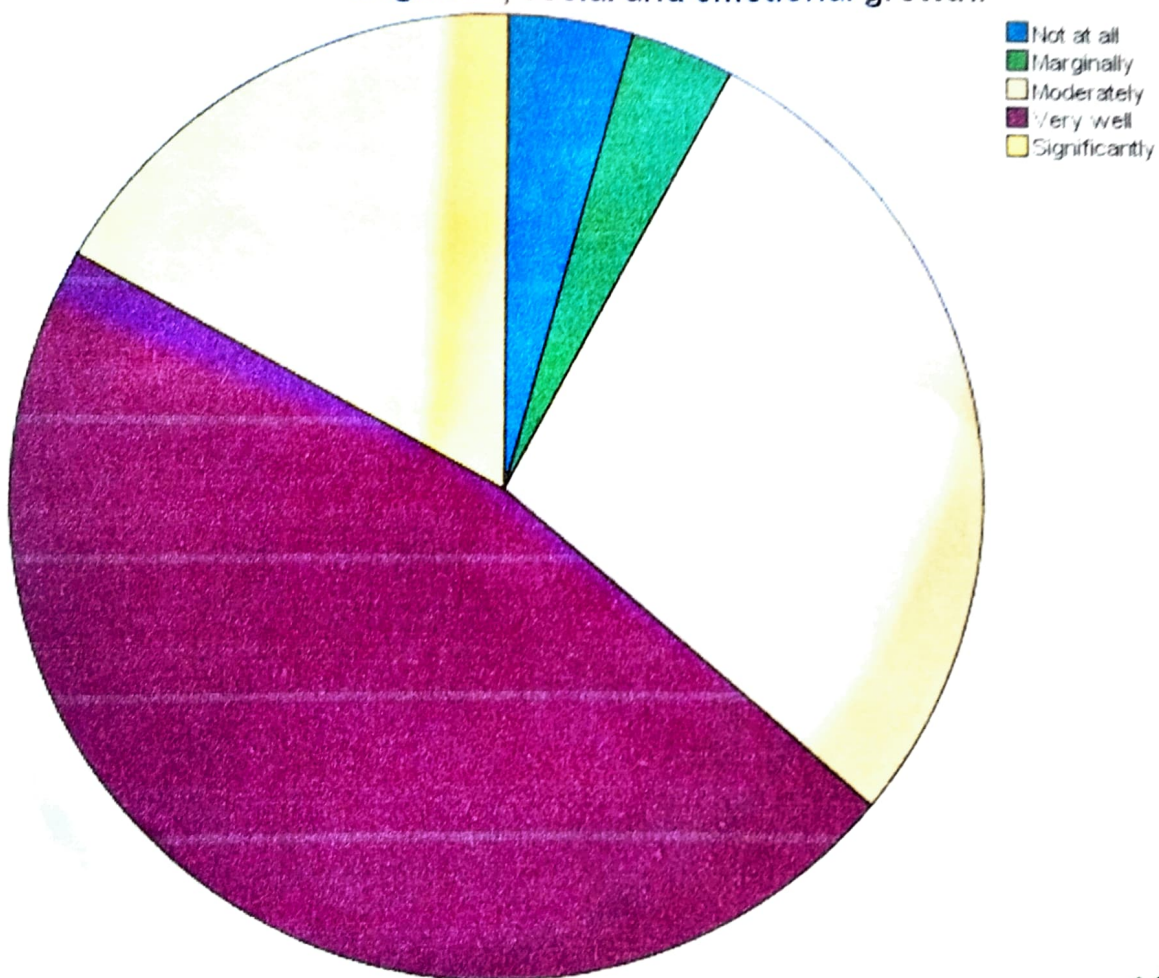


Pooja
PRINCIPAL
 S.D. COLLEGE
 HOSHIARPUR

The teaching and mentoring process in your institution facilitates you in cognitive, social and emotional growth.

		Frequency	Percent	Valid Percent	Cumulative Percent
Valid	Not at all	6	4.3	4.3	4.3
	Marginally	5	3.5	3.5	7.8
	Moderately	40	28.4	28.4	36.2
	Very well	66	46.8	46.8	83.0
	Significantly	24	17.0	17.0	100.0
Total		141	100.0	100.0	

The teaching and mentoring process in your institution facilitates you in cognitive, social and emotional growth.

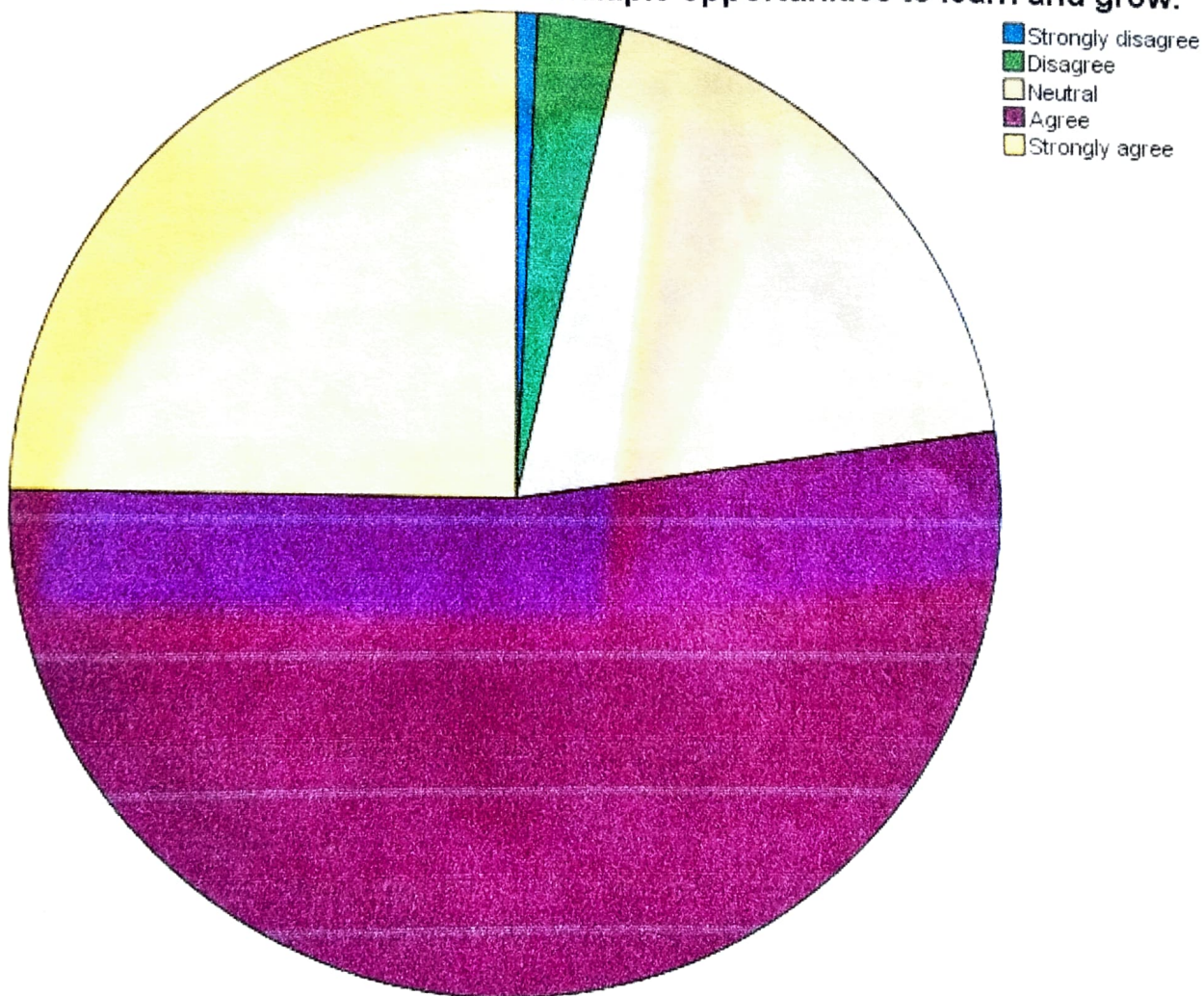


Pas...
PRINCIPAL
S.D. COLLEGE
HOSHARPUR

The institution provides multiple opportunities to learn and grow.

		Frequency	Percent	Valid Percent	Cumulative Percent
Valid	Strongly disagree	1	.7	.7	.7
	Disagree	4	2.8	2.8	3.5
	Neutral	27	19.1	19.1	22.7
	Agree	74	52.5	52.5	75.2
	Strongly agree	35	24.8	24.8	100.0
	Total	141	100.0	100.0	

The institution provides multiple opportunities to learn and grow.

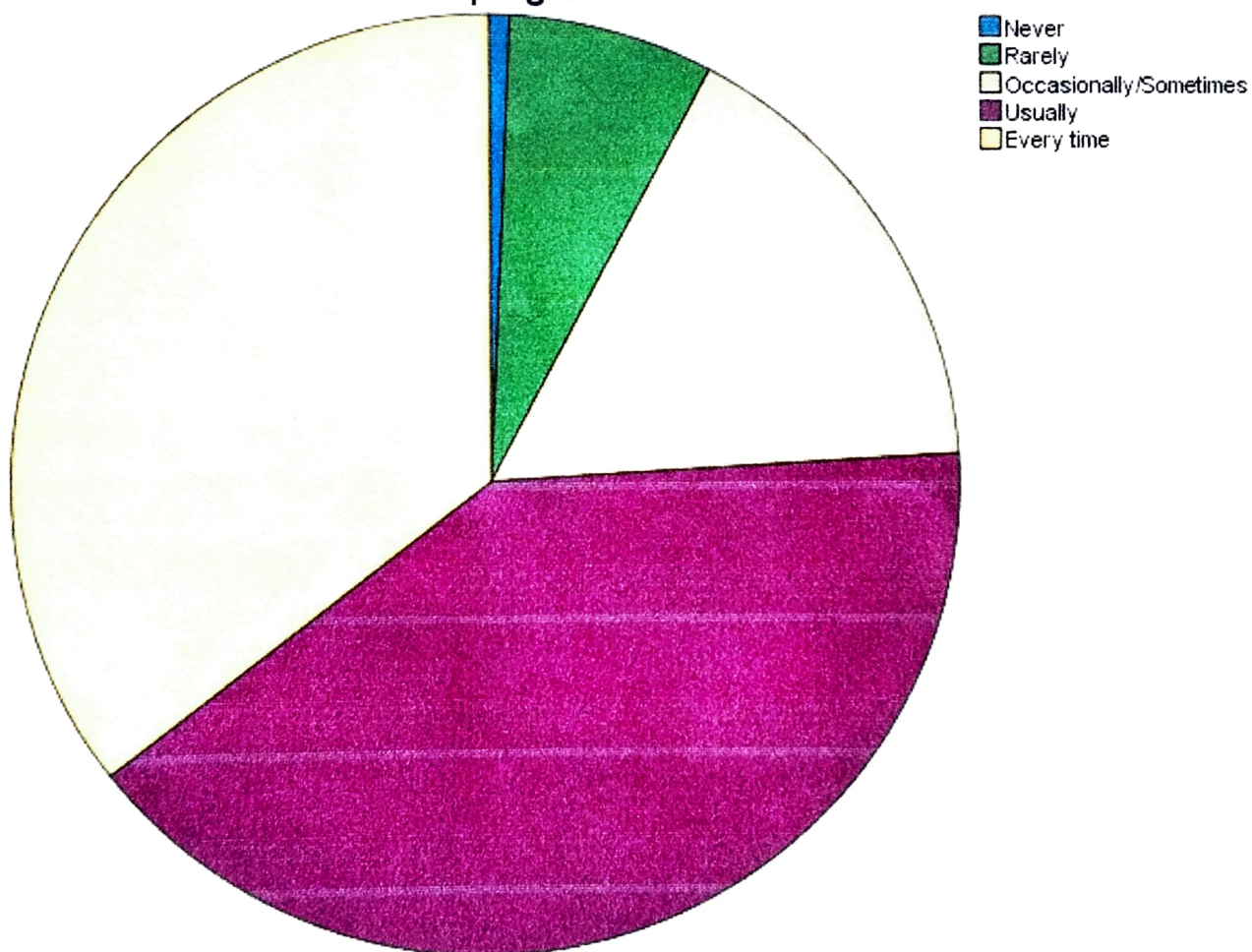


Pankaj
PRINCIPAL
 S.D. COLLEGE
 HOSHIARPUR

Teachers inform you about your expected competencies, course outcomes and programme outcomes

		Frequency	Percent	Valid Percent	Cumulative Percent
Valid	Never	1	.7	.7	.7
	Rarely	10	7.1	7.1	7.8
	Occasionally/Sometimes	23	16.3	16.3	24.1
	Usually	57	40.4	40.4	64.5
	Every time	50	35.5	35.5	100.0
	Total	141	100.0	100.0	

Teachers inform you about your expected competencies, course outcomes and programme outcomes

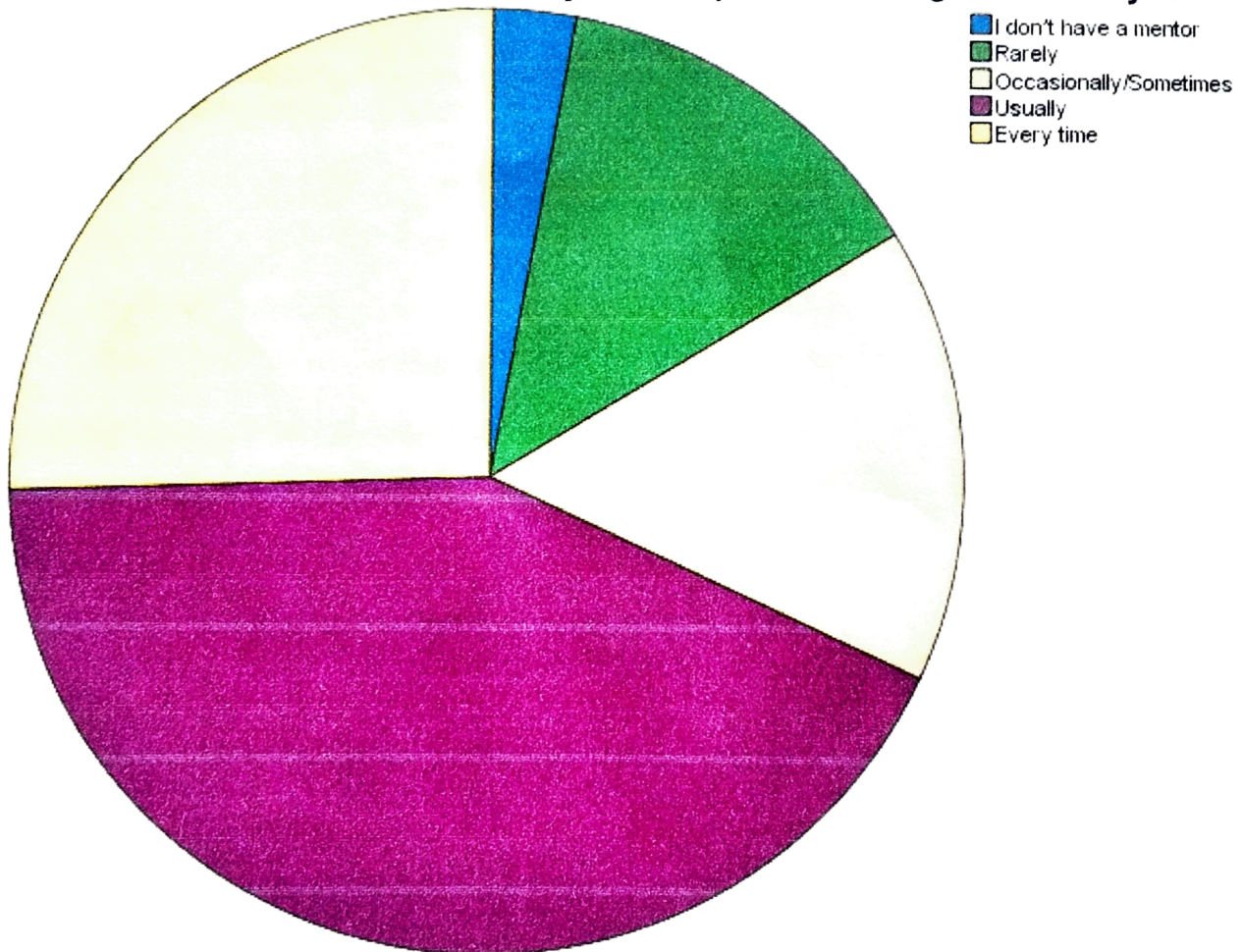


Pooja
PRINCIPAL
S.D. COLLEGE
HOSHIARPUR

Your mentor does a necessary follow-up with an assigned task to you

		Frequency	Percent	Valid Percent	Cumulative Percent
Valid	I don't have a mentor	4	2.8	2.8	2.8
	Rarely	19	13.5	13.5	16.3
	Occasionally/Sometimes	22	15.6	15.6	31.9
	Usually	60	42.6	42.6	74.5
	Every time	36	25.5	25.5	100.0
	Total	141	100.0	100.0	

Your mentor does a necessary follow-up with an assigned task to you

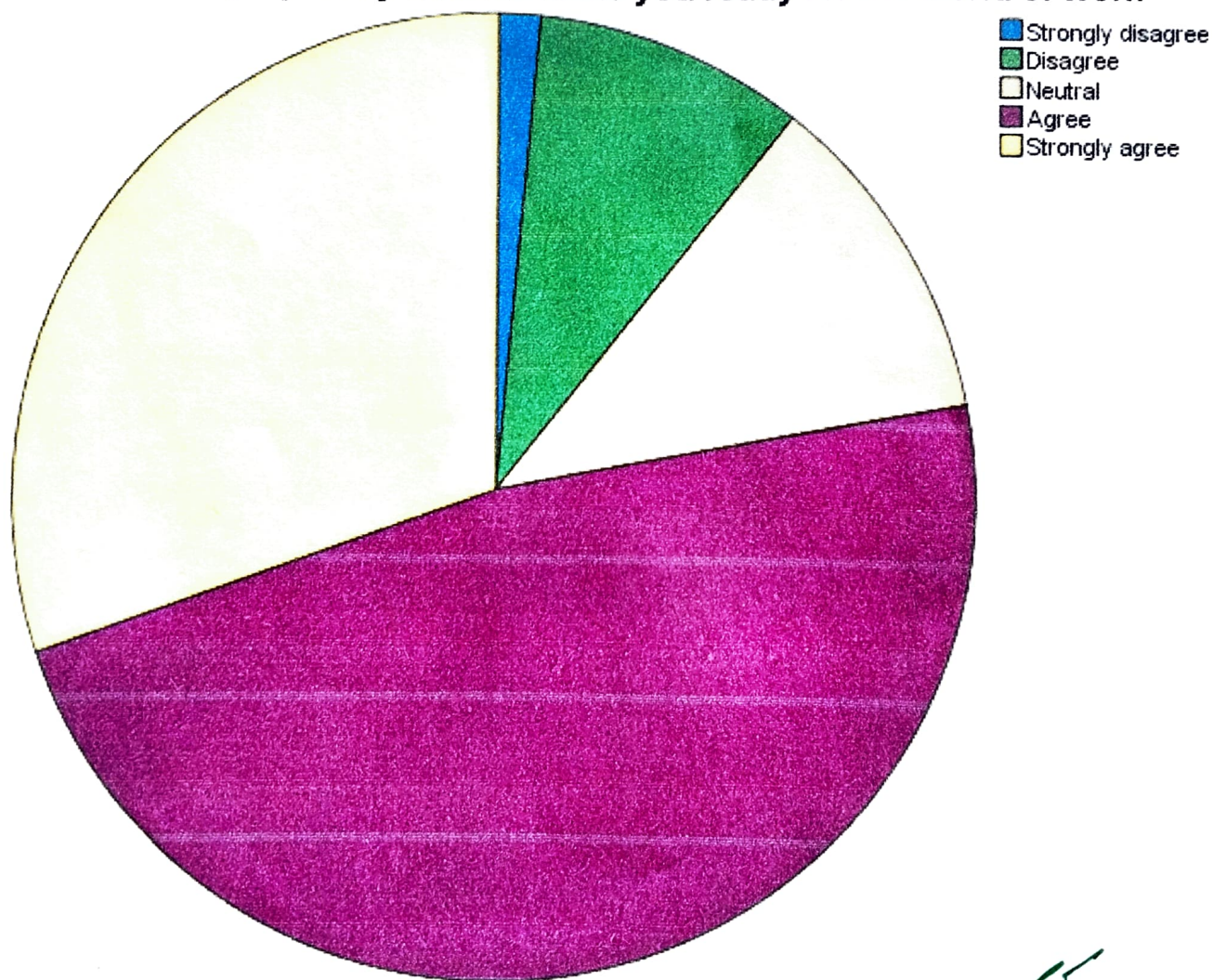



PRINCIPAL
S.D. COLLEGE
HOSHARPUR

Efforts are made by the institute/ teachers to inculcate soft skills, life skills and employability skills to make you ready for the world of work

		Frequency	Percent	Valid Percent	Cumulative Percent
Valid	Strongly disagree	2	1.4	1.4	1.4
	Disagree	13	9.2	9.2	10.6
	Neutral	16	11.3	11.3	22.0
	Agree	67	47.5	47.5	69.5
	Strongly agree	43	30.5	30.5	100.0
	Total	141	100.0	100.0	

Efforts are made by the institute/ teachers to inculcate soft skills, life skills and employability skills to make you ready for the world of work

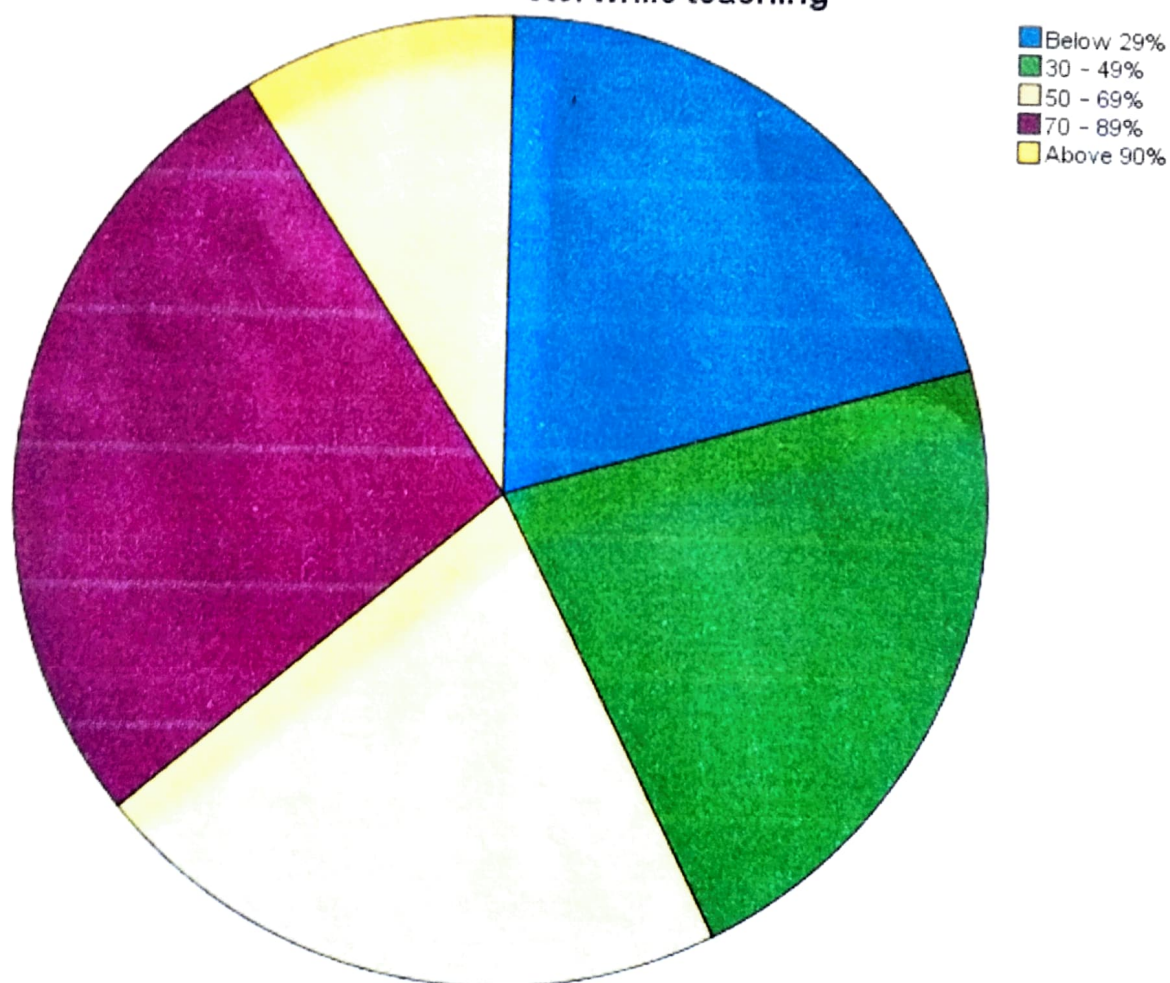


Pooja
PRINCIPAL
S. D. COLLEGE
HOSHIARPUR

What percentage of teachers use ICT tools such as LCD projector, Multimedia, etc. while teaching

	Frequency	Percent	Valid Percent	Cumulative Percent
Valid Below 29%	29	20.6	20.6	20.6
30 – 49%	31	22.0	22.0	42.6
50 – 69%	30	21.3	21.3	63.8
70 – 89%	38	27.0	27.0	90.8
Above 90%	13	9.2	9.2	100.0
Total	141	100.0	100.0	

What percentage of teachers use ICT tools such as LCD projector, Multimedia, etc. while teaching

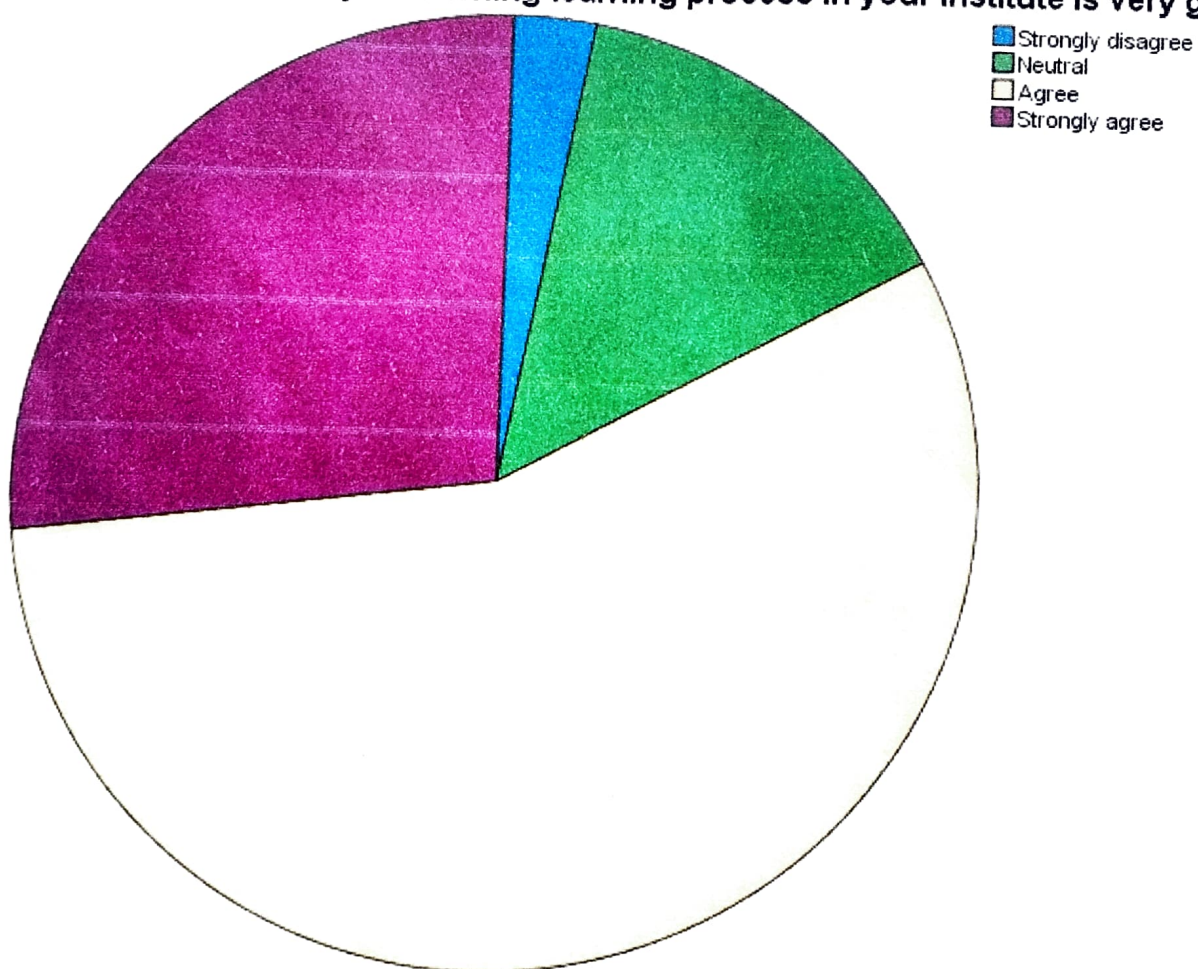


Pawar
PRINCIPAL
 S.D. COLLEGE
 HOSHIARPUR

The overall quality of teaching-learning process in your institute is very good

	Frequency	Percent	Valid Percent	Cumulative Percent
Valid Strongly disagree	4	2.8	2.8	2.8
Neutral	20	14.2	14.2	17.0
Agree	79	56.0	56.0	73.0
Strongly agree	38	27.0	27.0	100.0
Total	141	100.0	100.0	

The overall quality of teaching-learning process in your institute is very good



Pooja
PRINCIPAL
S.D. COLLEGE
HOSHIARPUR

Descriptive Statistics

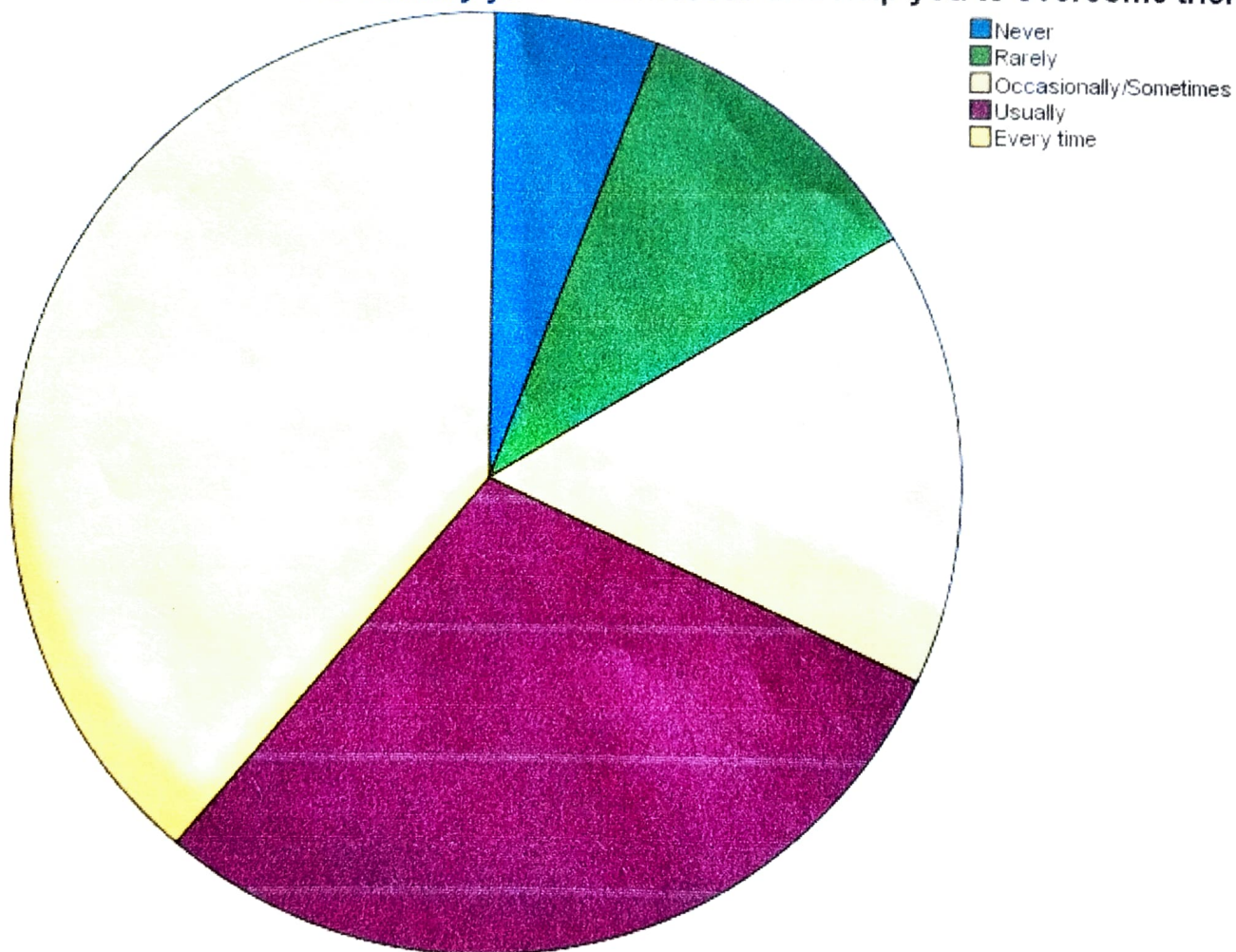
	N	Mean	Std. Deviation	Skewness	
	Statistic	Statistic	Statistic	Statistic	Std. Error
How much of the syllabus was covered in the class?	141	2.518	1.4273	-.597	.204
How well did the teachers prepare for the classes?	141	3.142	.6390	-1.131	.204
How well were the teachers able to communicate	141	3.135	.8962	-.451	.204
The teacher's approach to teaching can best be described as	141	2.816	.9607	-.308	.204
Fairness of the internal evaluation process by the teachers.	141	3.149	.8361	-1.106	.204
Was your performance in assignments discussed with you	141	3.199	1.0297	-1.364	.204
The institute takes active interest in promoting internship, student exchange, field visit opportunities for students.	141	2.553	1.3062	-.450	.204
The teaching and mentoring process in your institution facilitates you in cognitive, social and emotional growth.	141	2.688	.9421	-.844	.204
The institution provides multiple opportunities to learn and grow.	141	2.979	.7880	-.673	.204
Teachers inform you about your expected competencies, course outcomes and programme outcomes	141	3.028	.9331	-.806	.204
Your mentor does a necessary follow-up with an assigned task to you	141	2.745	1.0717	-.709	.204
The teachers illustrate the concepts through examples and applications.	141	3.199	.9578	-1.102	.204
The teachers identify your strengths and encourage you with providing right level of challenges	141	3.113	1.1154	-1.136	.204
Teachers are able to identify your weaknesses and help you to overcome them	141	2.851	1.2126	-.856	.204
The institution makes effort to engage students in the monitoring, review and continuous quality improvement of the teaching learning process	141	2.943	.7998	-.832	.204
The institute/ teachers use student centric methods, such as experiential learning, participative learning and problem solving methodologies for enhancing learning experiences	141	2.872	1.1330	-1.120	.204
Teachers encourage you to participate in extracurricular activities	141	3.248	.7852	-1.189	.204
Efforts are made by the institute/ teachers to inculcate soft skills, life skills and employability skills to make you ready for the world of work	141	2.965	.9593	-.963	.204
What percentage of teachers use ICT tools such as LCD projector, Multimedia, etc. while teaching	141	1.823	1.2889	.012	.204
The overall quality of teaching-learning process in your institute is very good	141	3.043	.8183	-1.349	.204

Principal
S.D. COLLEGE
HOSHANGPUR

Teachers are able to identify your weaknesses and help you to overcome them

		Frequency	Percent	Valid Percent	Cumulative Percent
Valid	Never	8	5.7	5.7	5.7
	Rarely	15	10.6	10.6	16.3
	Occasionally/Sometimes	22	15.6	15.6	31.9
	Usually	41	29.1	29.1	61.0
	Every time	55	39.0	39.0	100.0
	Total	141	100.0	100.0	

Teachers are able to identify your weaknesses and help you to overcome them

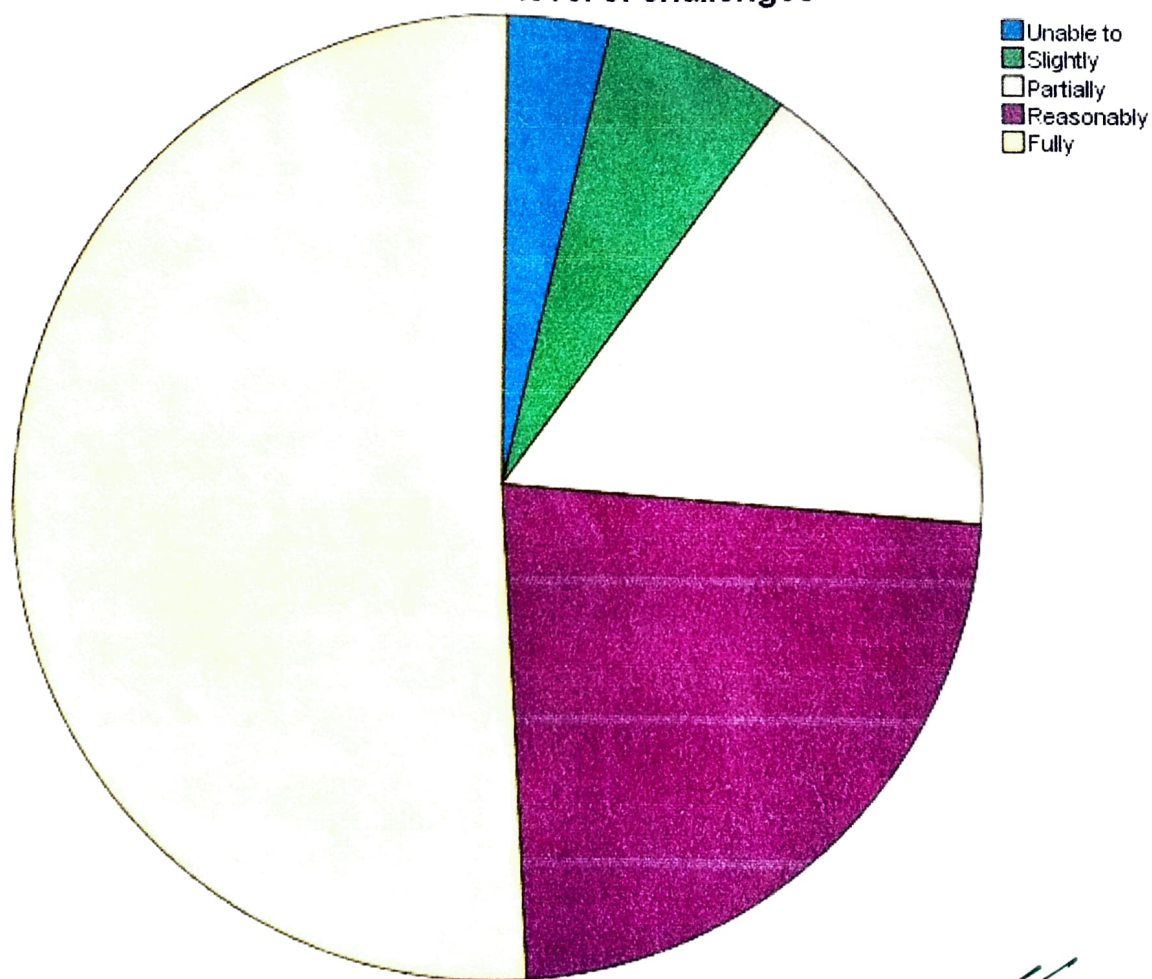


Pooja
PRINCIPAL
S.D. COLLEGE
HOSHIARPUR

The teachers identify your strengths and encourage you with providing right level of challenges

	Frequency	Percent	Valid Percent	Cumulative Percent
Valid Unable to	5	3.5	3.5	3.5
Slightly	9	6.4	6.4	9.9
Partially	23	16.3	16.3	26.2
Reasonably	32	22.7	22.7	48.9
Fully	72	51.1	51.1	100.0
Total	141	100.0	100.0	

The teachers identify your strengths and encourage you with providing right level of challenges

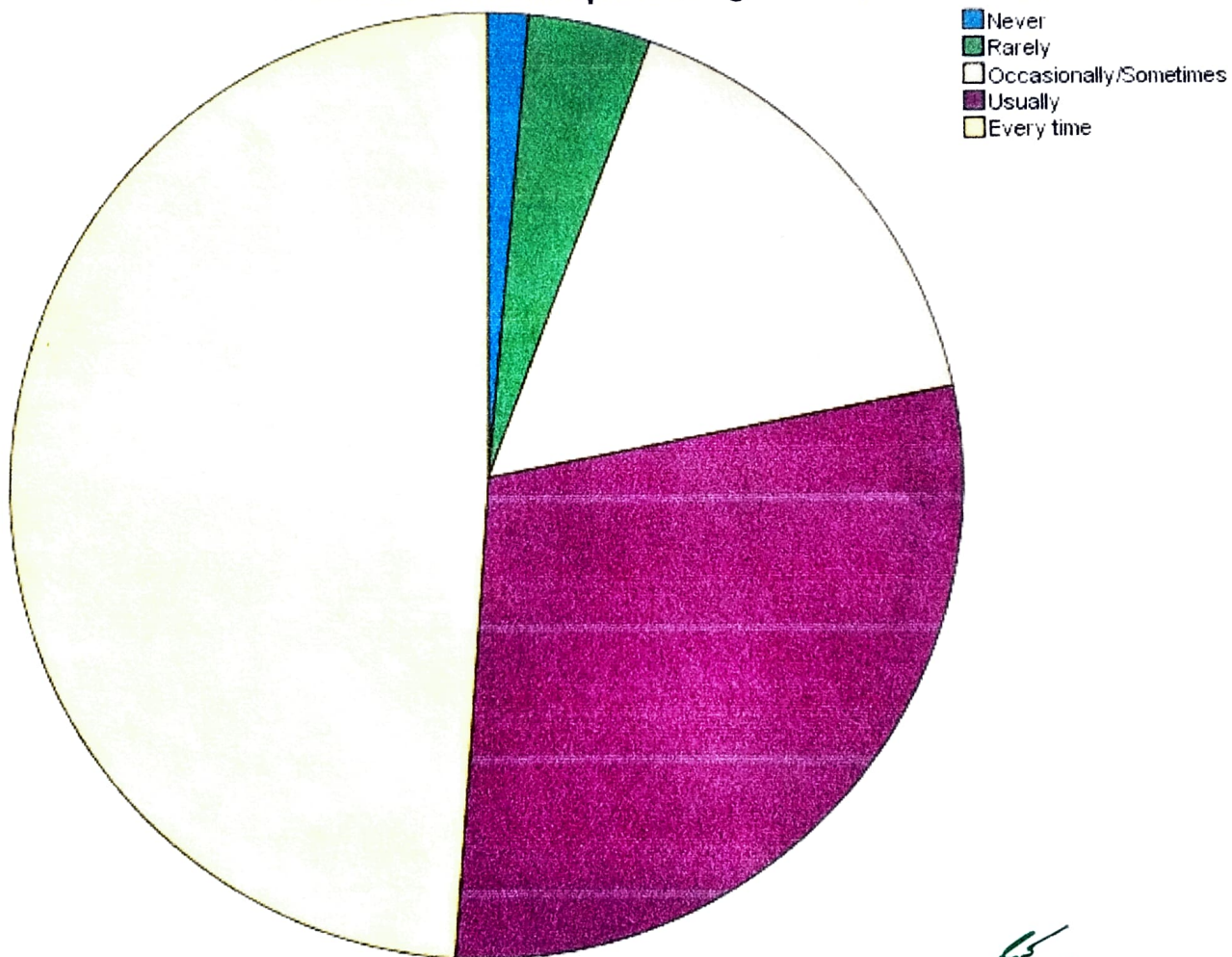


Pav
PRINCIPAL
 S.D. COLLEGE
 HOSHIARPUR

The teachers illustrate the concepts through examples and applications.

		Frequency	Percent	Valid Percent	Cumulative Percent
Valid	Never	2	1.4	1.4	1.4
	Rarely	6	4.3	4.3	5.7
	Occasionally/Sometimes	23	16.3	16.3	22.0
	Usually	41	29.1	29.1	51.1
	Every time	69	48.9	48.9	100.0
	Total	141	100.0	100.0	

The teachers illustrate the concepts through examples and applications.

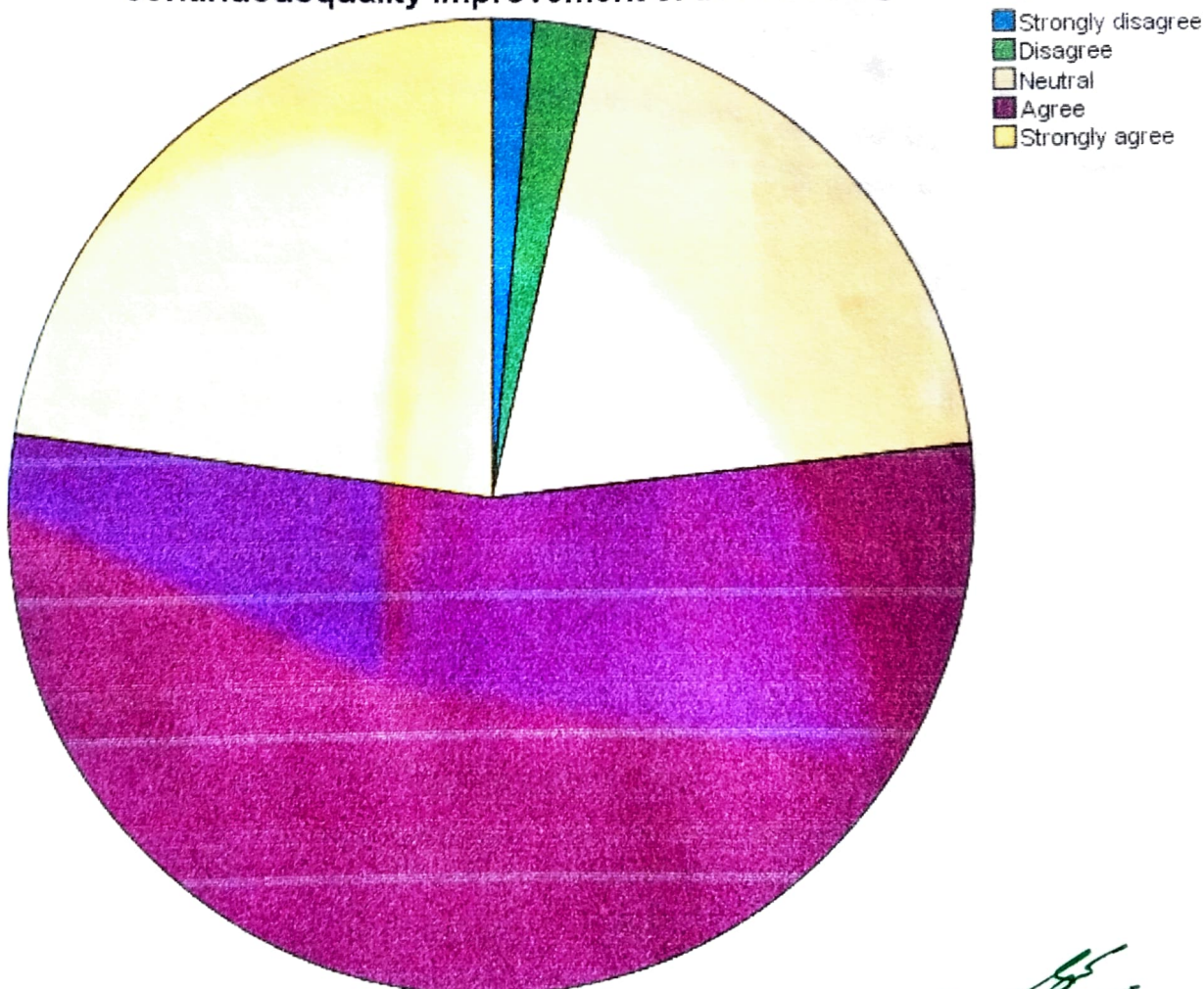


Pooja
PRINCIPAL
 S.D. COLLEGE
 HOSHIARPUR

The institution makes effort to engage students in the monitoring, review and continuous quality improvement of the teaching learning process

		Frequency	Percent	Valid Percent	Cumulative Percent
Valid	Strongly disagree	2	1.4	1.4	1.4
	Disagree	3	2.1	2.1	3.5
	Neutral	28	19.9	19.9	23.4
	Agree	76	53.9	53.9	77.3
	Strongly agree	32	22.7	22.7	100.0
	Total	141	100.0	100.0	

The institution makes effort to engage students in the monitoring, review and continuous quality improvement of the teaching learning process

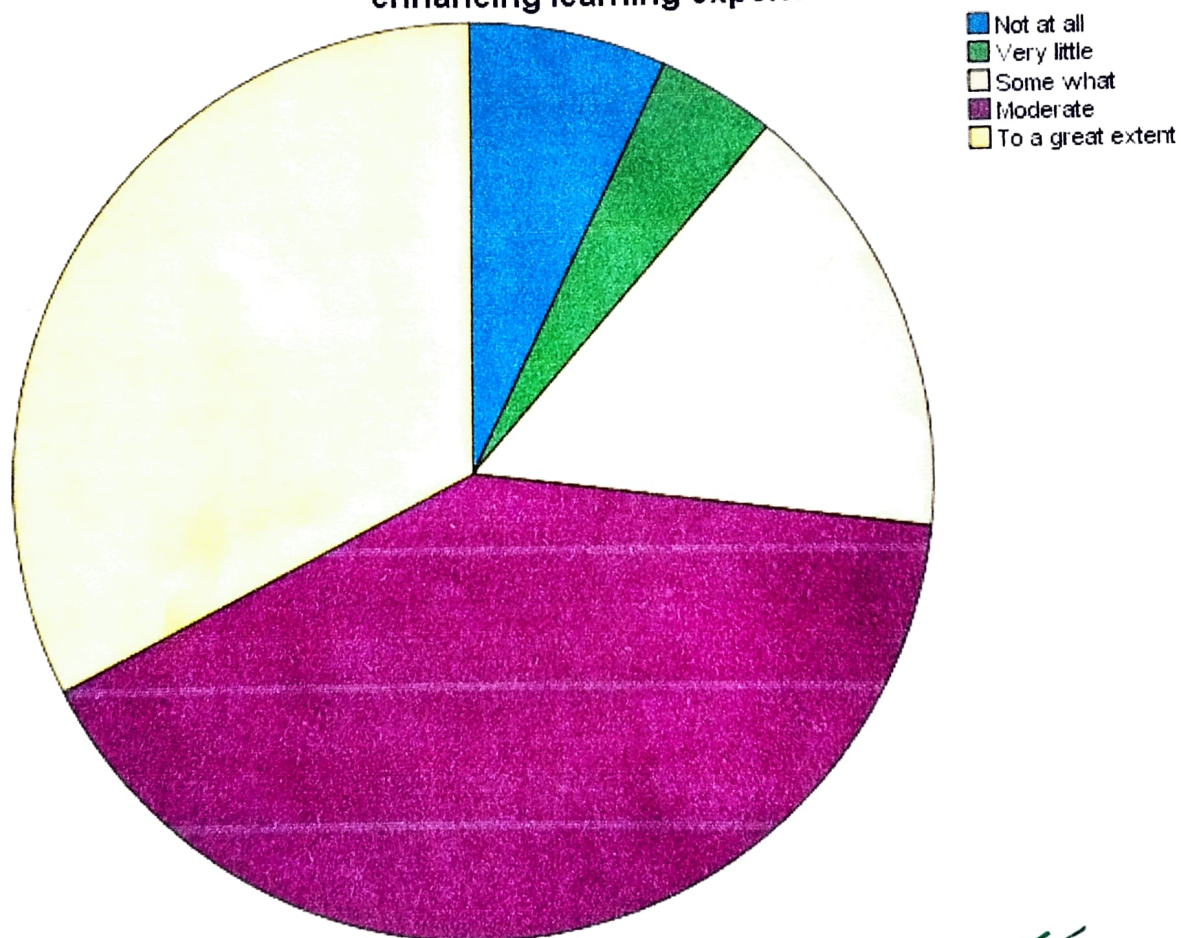


Pooja
PRINCIPAL
 S.D. COLLEGE
 HOSHIARPUR

The institute/ teachers use student centric methods, such as experiential learning, participative learning and problem solving methodologies for enhancing learning experiences

		Frequency	Percent	Valid Percent	Cumulative Percent
Valid	Not at all	10	7.1	7.1	7.1
	Very little	6	4.3	4.3	11.3
	Some what	22	15.6	15.6	27.0
	Moderate	57	40.4	40.4	67.4
	To a great extent	46	32.6	32.6	100.0
Total		141	100.0	100.0	

The institute/ teachers use student centric methods, such as experiential learning, participative learning and problem solving methodologies for enhancing learning experiences

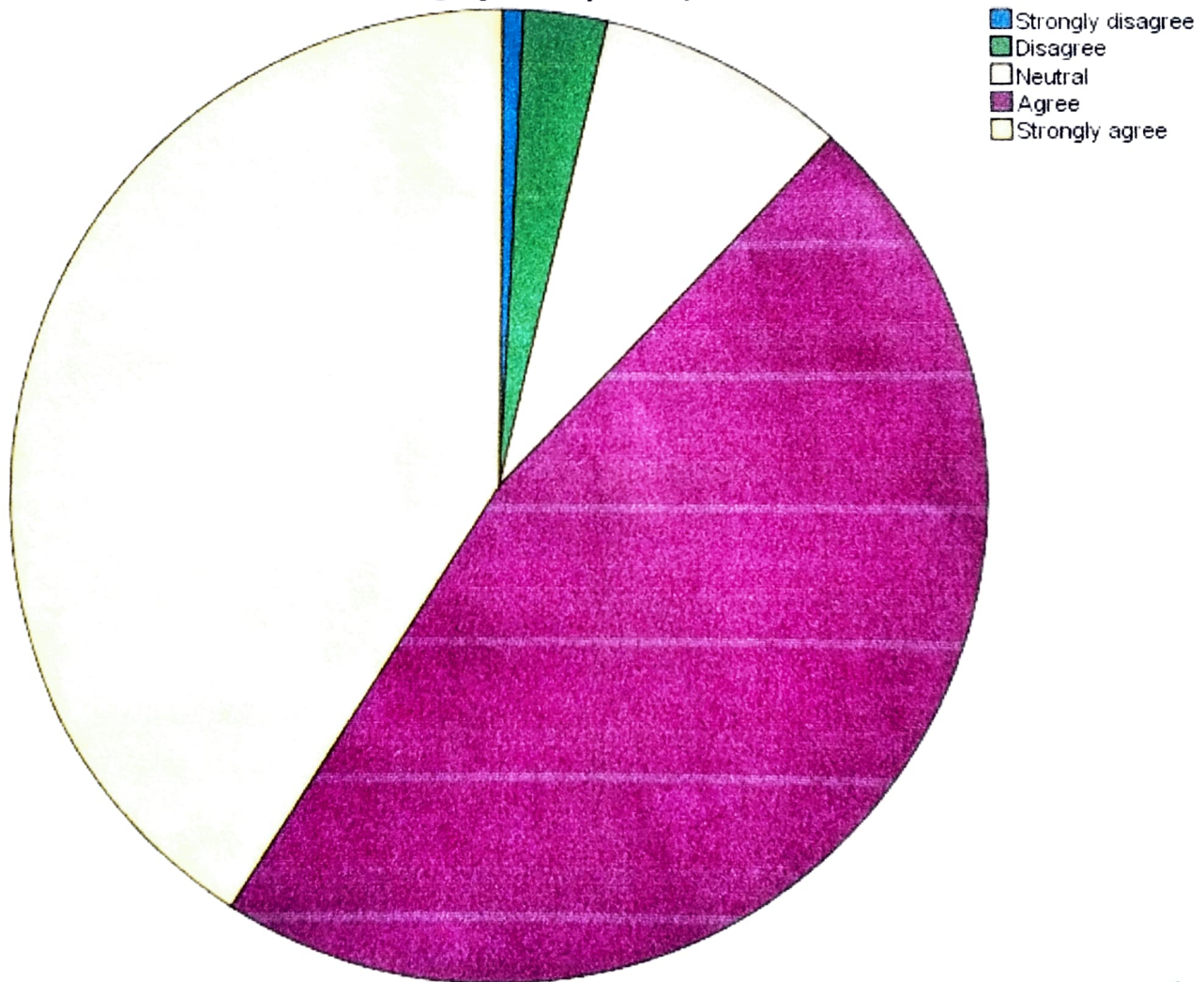


Pooja
PRINCIPAL
S.D. COLLEGE
HOSHIARPUR

Teachers encourage you to participate in extracurricular activities

		Frequency	Percent	Valid Percent	Cumulative Percent
Valid	Strongly disagree	1	.7	.7	.7
	Disagree	4	2.8	2.8	3.5
	Neutral	12	8.5	8.5	12.1
	Agree	66	46.8	46.8	58.9
	Strongly agree	58	41.1	41.1	100.0
	Total	141	100.0	100.0	

Teachers encourage you to participate in extracurricular activities



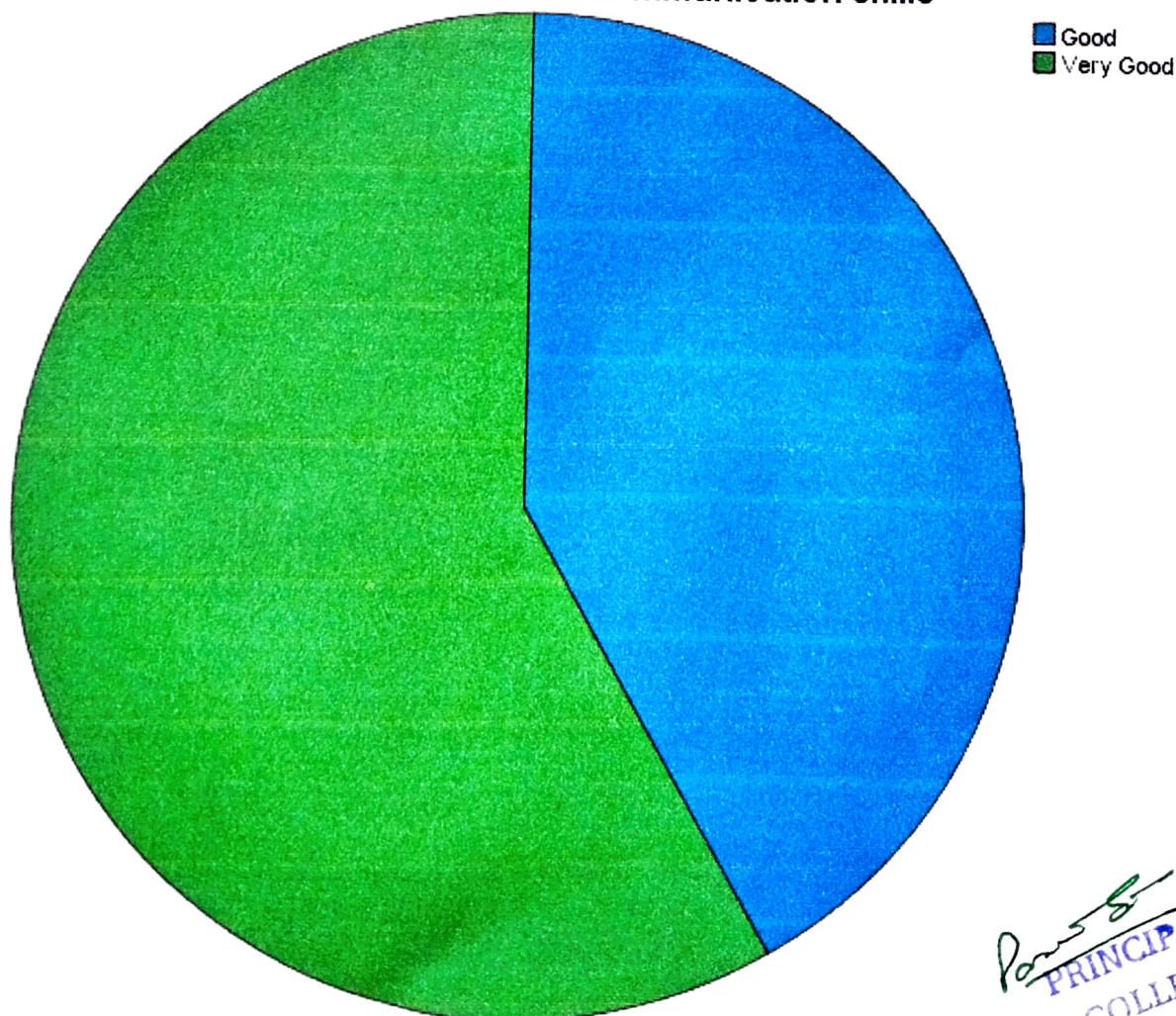
P. S. Singh
PRINCIPAL
 S.D. COLLEGE
 HOSHIARPUR

**Sanatan Dharma College (S.D.College)
Hoshiarpur
Employer Feedback Analysis 2022-23**

General communication skills

		Frequency	Percent	Valid Percent	Cumulative Percent
Valid	Good	10	41.7	41.7	41.7
	Very Good	14	58.3	58.3	100.0
	Total	24	100.0	100.0	

General communication skills

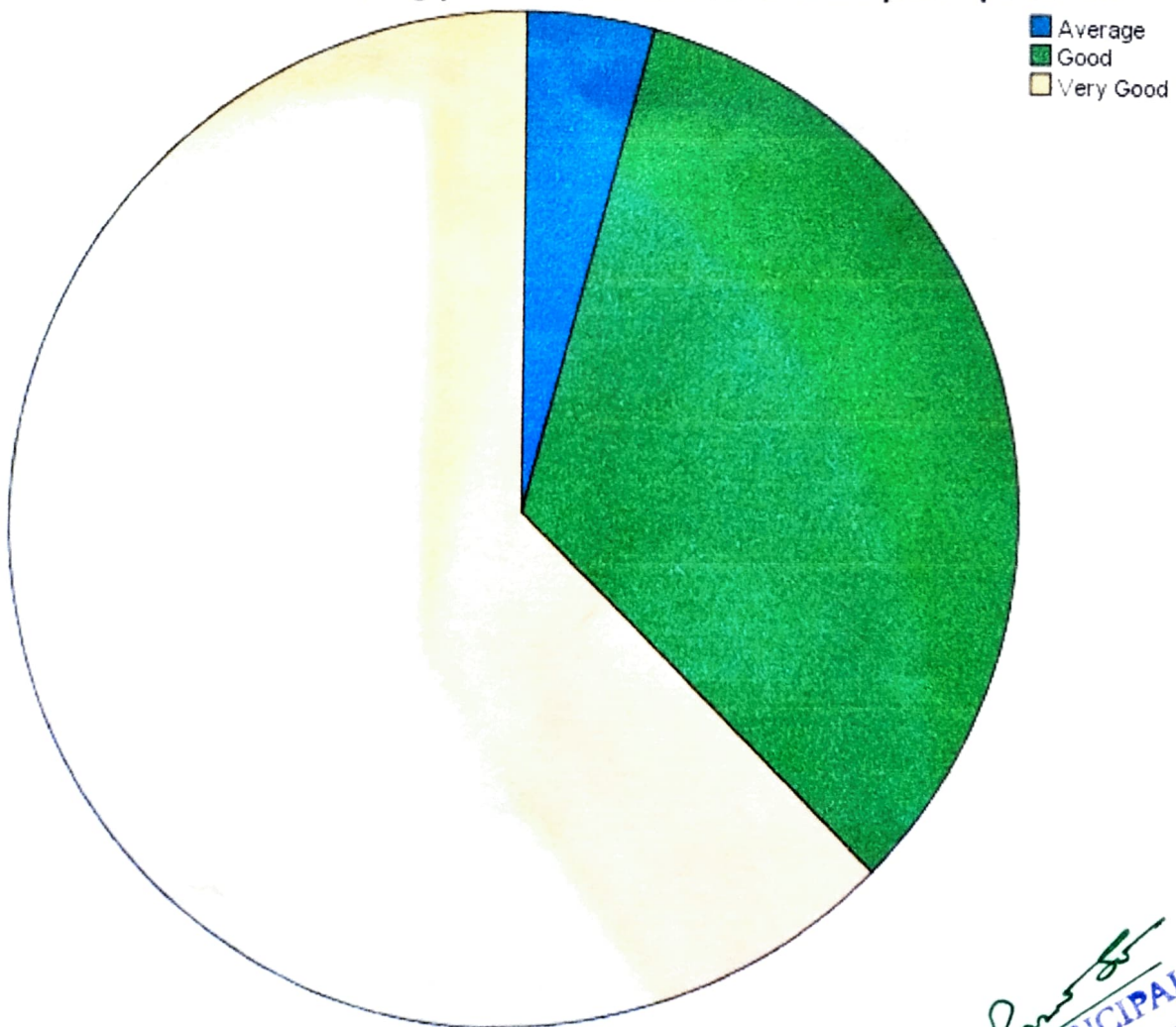


Pooja
PRINCIPAL
S.D. COLLEGE
HOSHIARPUR

Developing practical solutions to work place problems

		Frequency	Percent	Valid Percent	Cumulative Percent
Valid	Average	1	4.2	4.2	4.2
	Good	8	33.3	33.3	37.5
	Very Good	15	62.5	62.5	100.0
	Total	24	100.0	100.0	

Developing practical solutions to work place problems

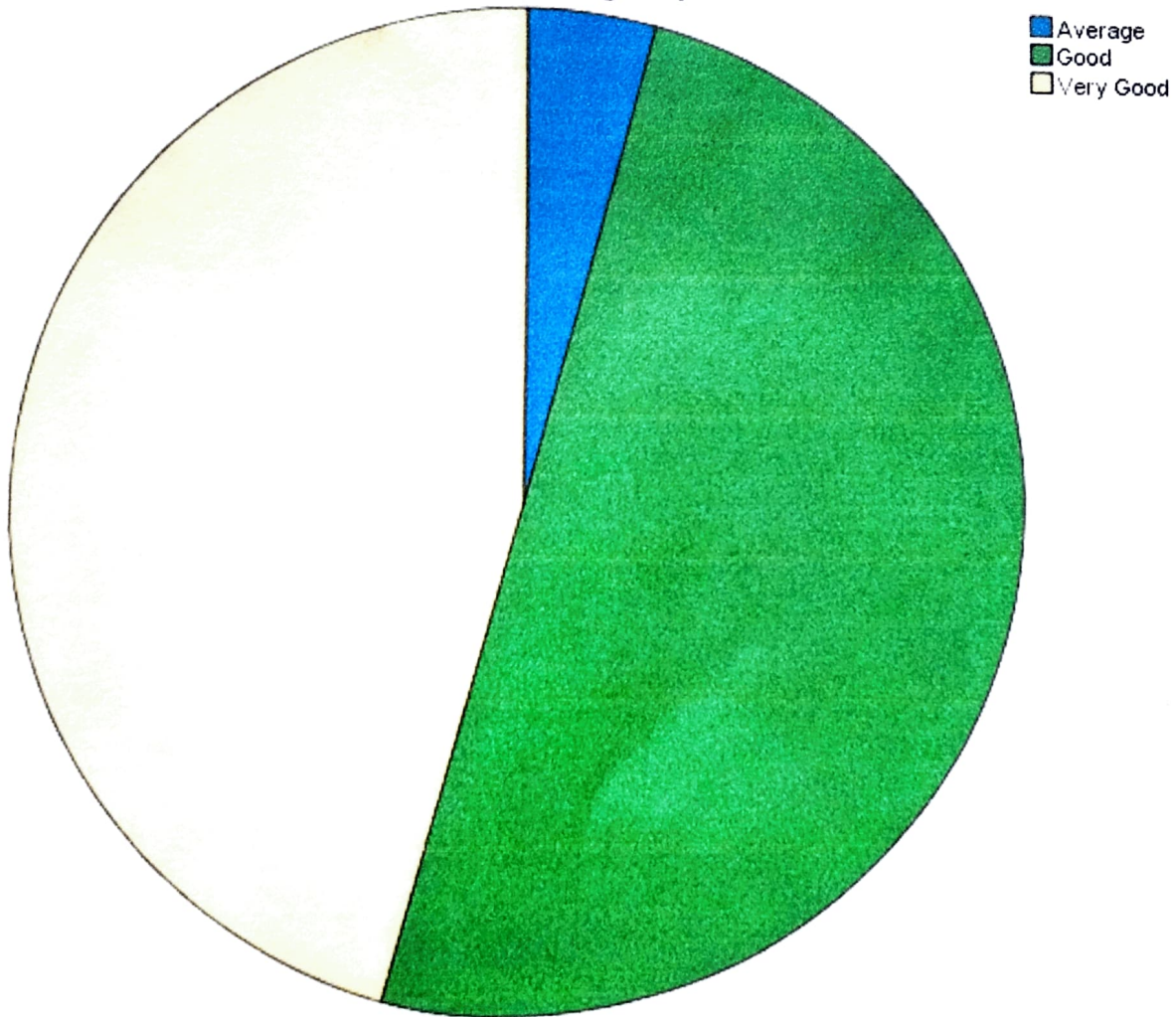


Pankaj
PRINCIPAL
 S.D. COLLEGE
 HOSHIARPUR

Working as part of a team

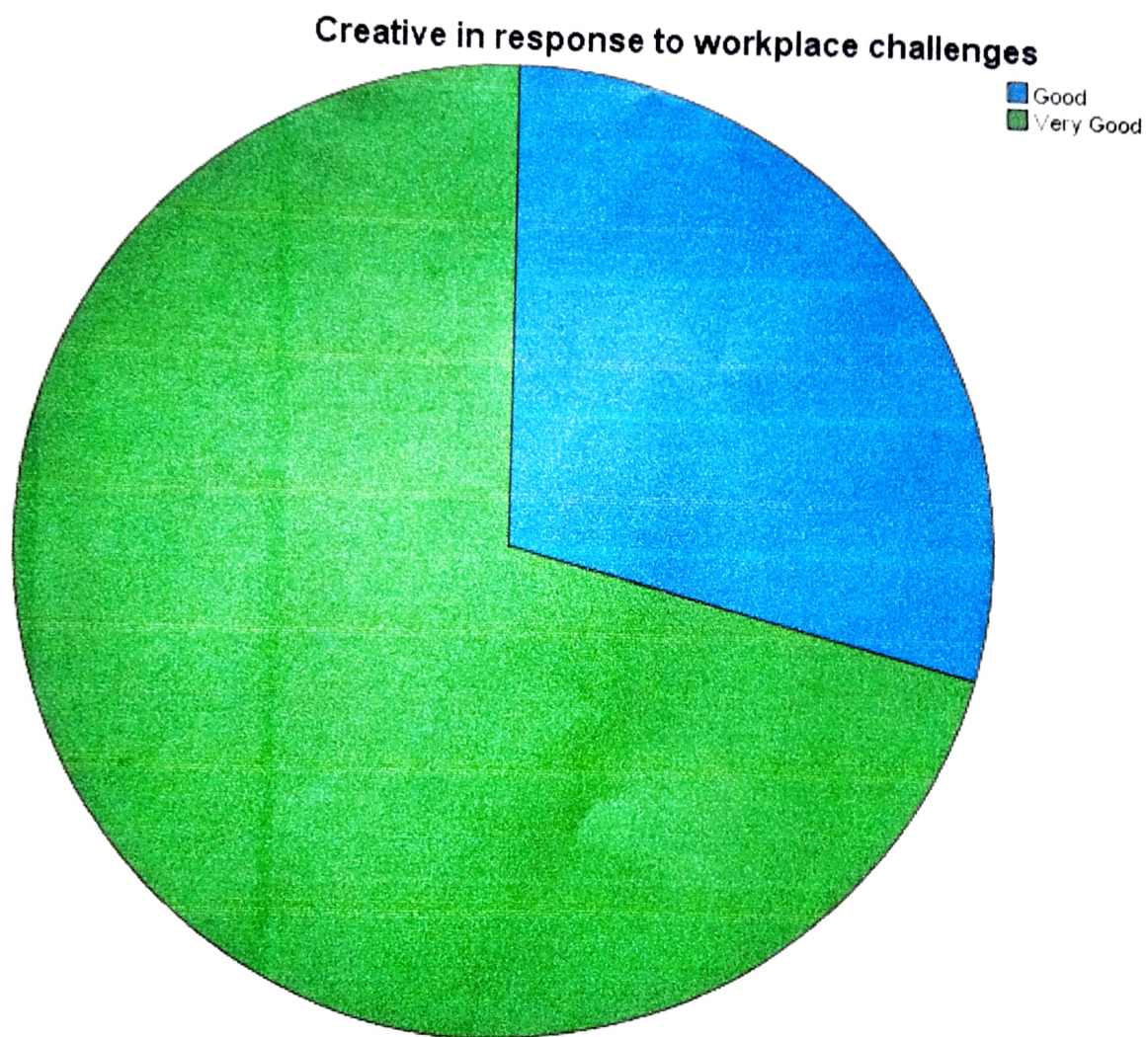
		Frequency	Percent	Valid Percent	Cumulative Percent
Valid	Average	1	4.2	4.2	4.2
	Good	12	50.0	50.0	54.2
	Very Good	11	45.8	45.8	100.0
	Total	24	100.0	100.0	

Working as part of a team



Pooja
PRINCIPAL
S.D. COLLEGE
HOSHIARPUR

Creative in response to workplace challenges				
		Frequency	Percent	Cumulative Percent
Valid	Good	7	29.2	29.2
	Very Good	17	70.8	70.8
	Total	24	100.0	100.0

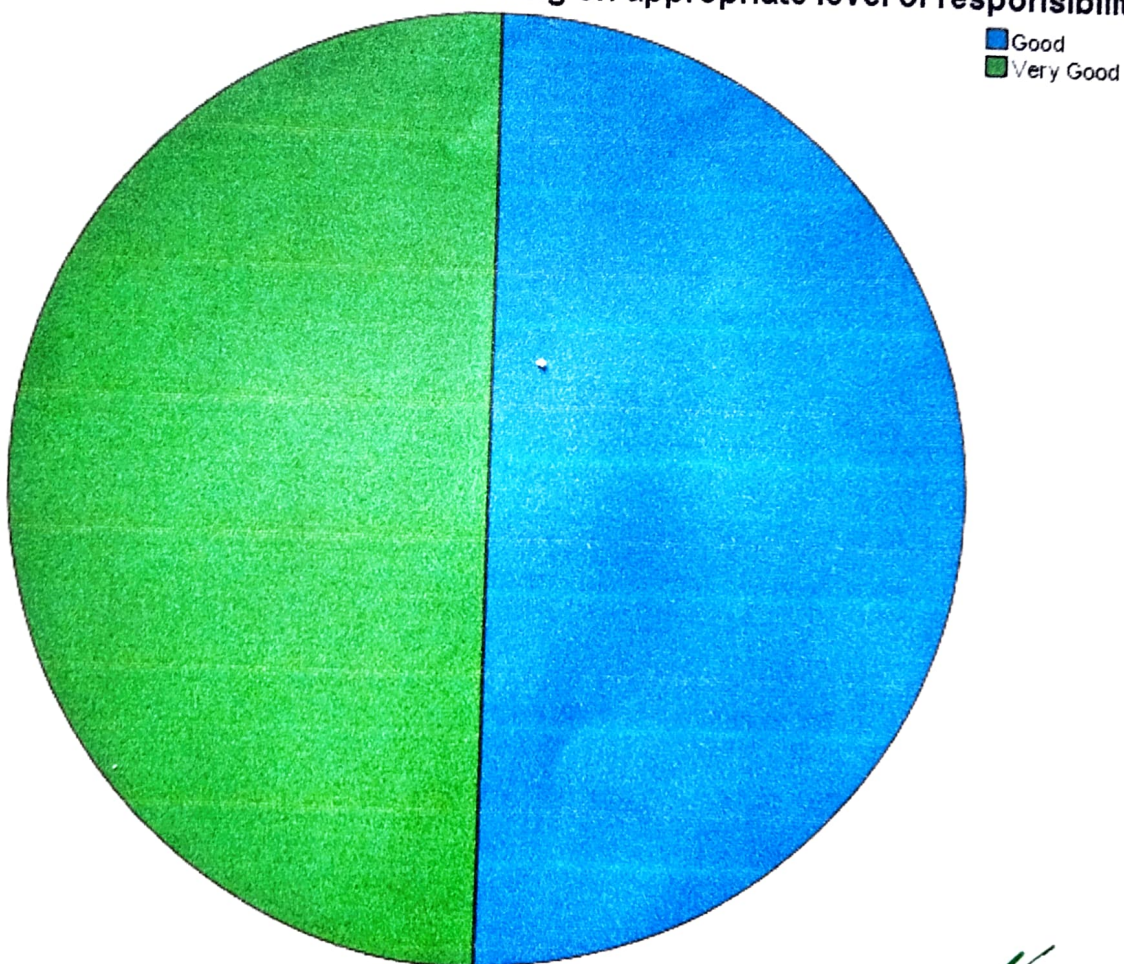



PRINCIPAL
 S.D. COLLEGE
 HOSHIARPUR

Self-motivated and taking on appropriate level of responsibility

		Frequency	Percent	Valid Percent	Cumulative Percent
Valid	Good	12	50.0	50.0	50.0
	Very Good	12	50.0	50.0	100.0
	Total	24	100.0	100.0	

Self-motivated and taking on appropriate level of responsibility

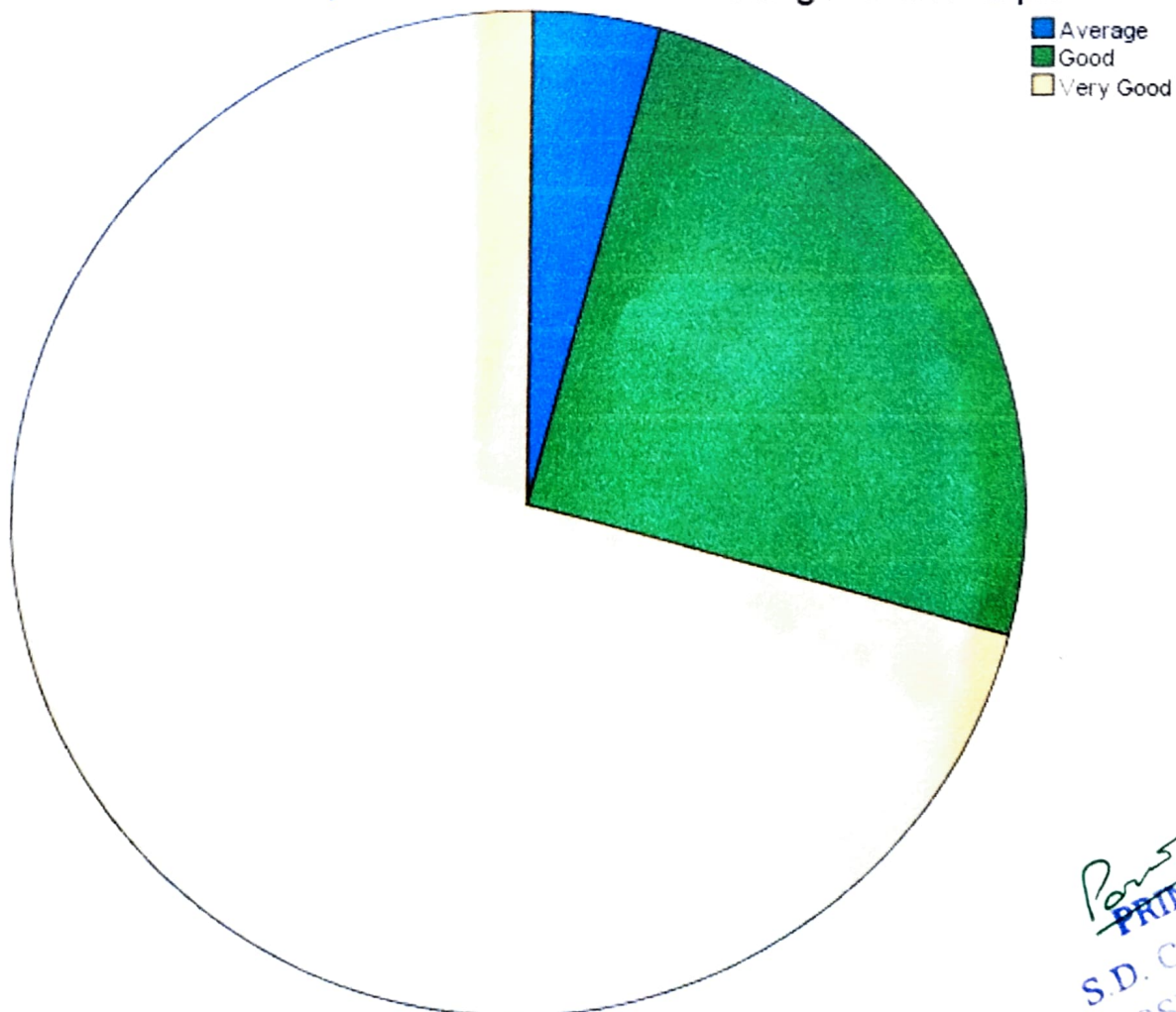


Pankaj
PRINCIPAL
 S.D. COLLEGE
 HOSHIARPUR

Open to new ideas and learning new techniques

		Frequency	Percent	Valid Percent	Cumulative Percent
Valid	Average	1	4.2	4.2	4.2
	Good	6	25.0	25.0	29.2
	Very Good	17	70.8	70.8	100.0
	Total	24	100.0	100.0	

Open to new ideas and learning new techniques

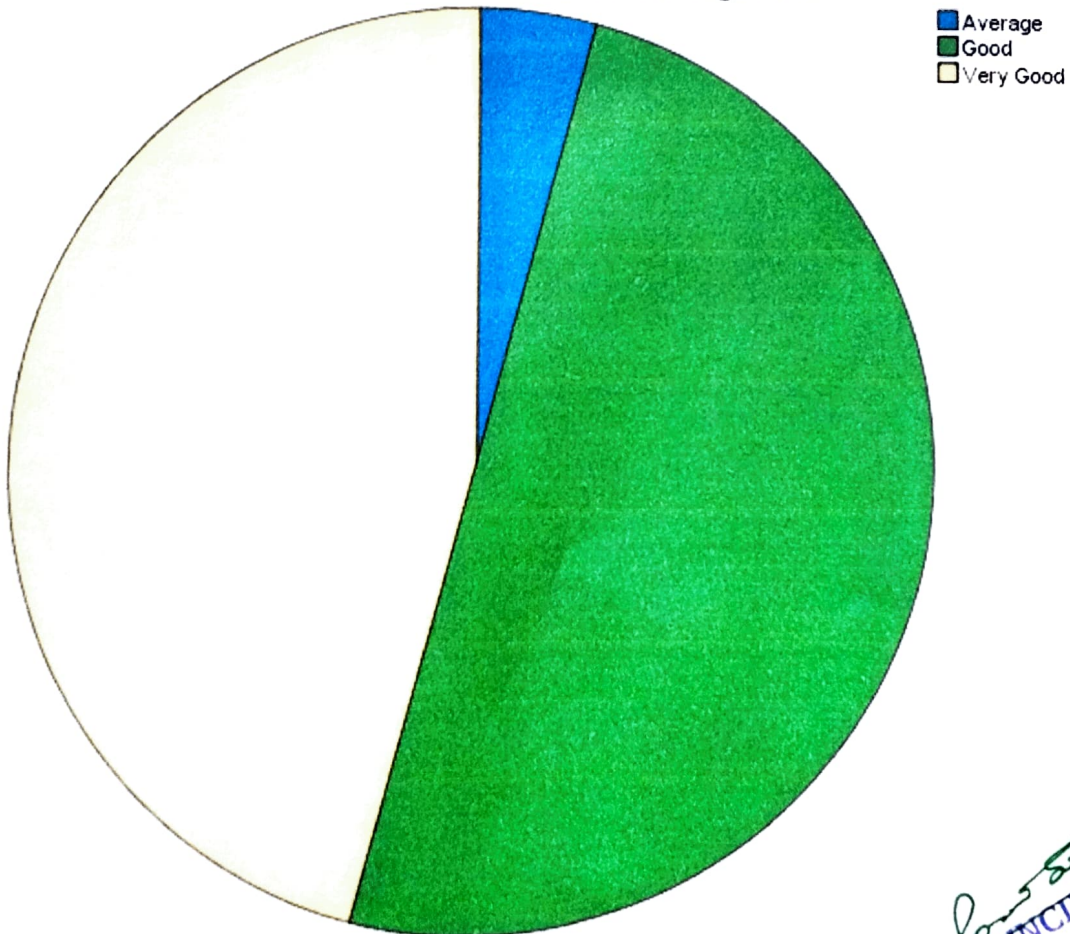


Pooja
PRINCIPAL
 S.D. COLLEGE
 HOSHIARPUR

Technical knowledge/skill

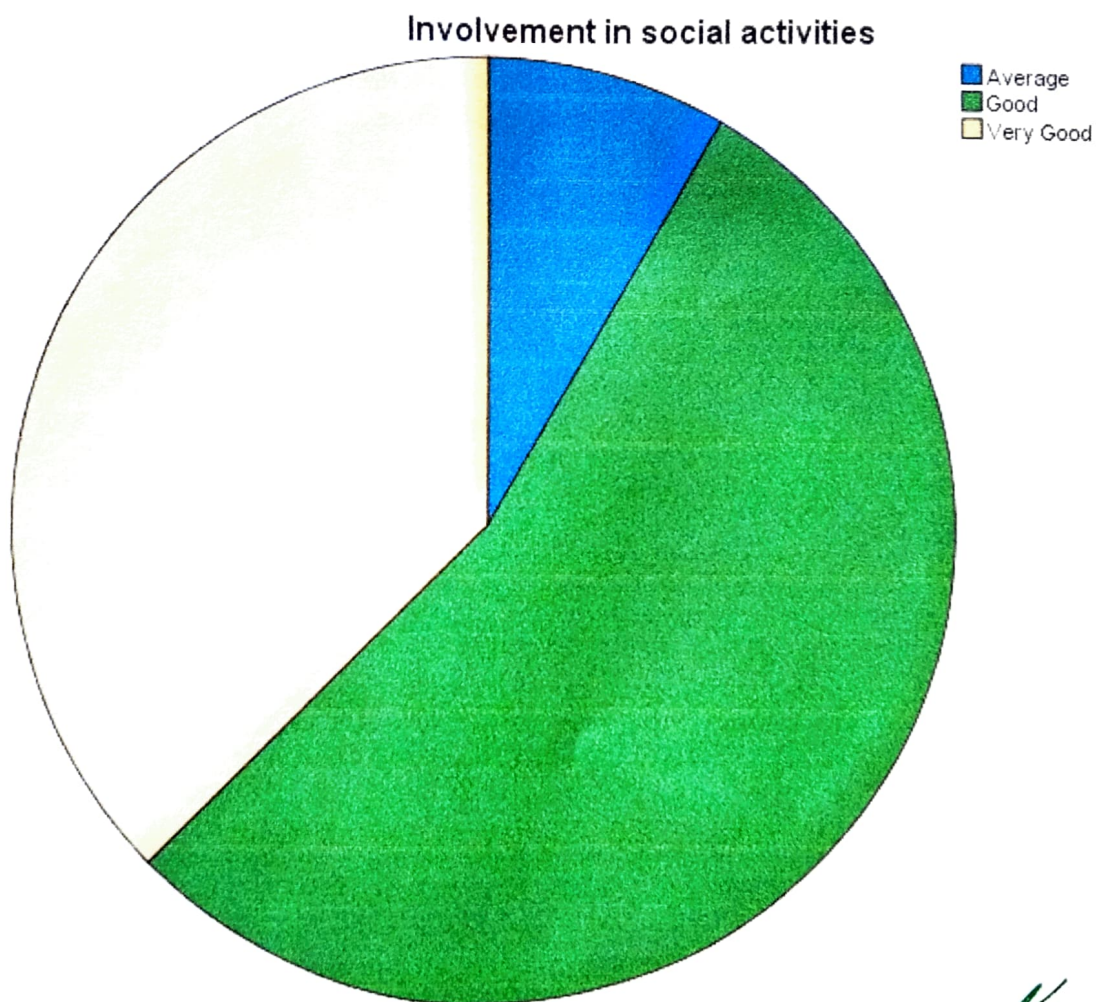
		Frequency	Percent	Valid Percent	Cumulative Percent
Valid	Average	1	4.2	4.2	4.2
	Good	12	50.0	50.0	54.2
	Very Good	11	45.8	45.8	100.0
	Total	24	100.0	100.0	

Technical knowledge/skill



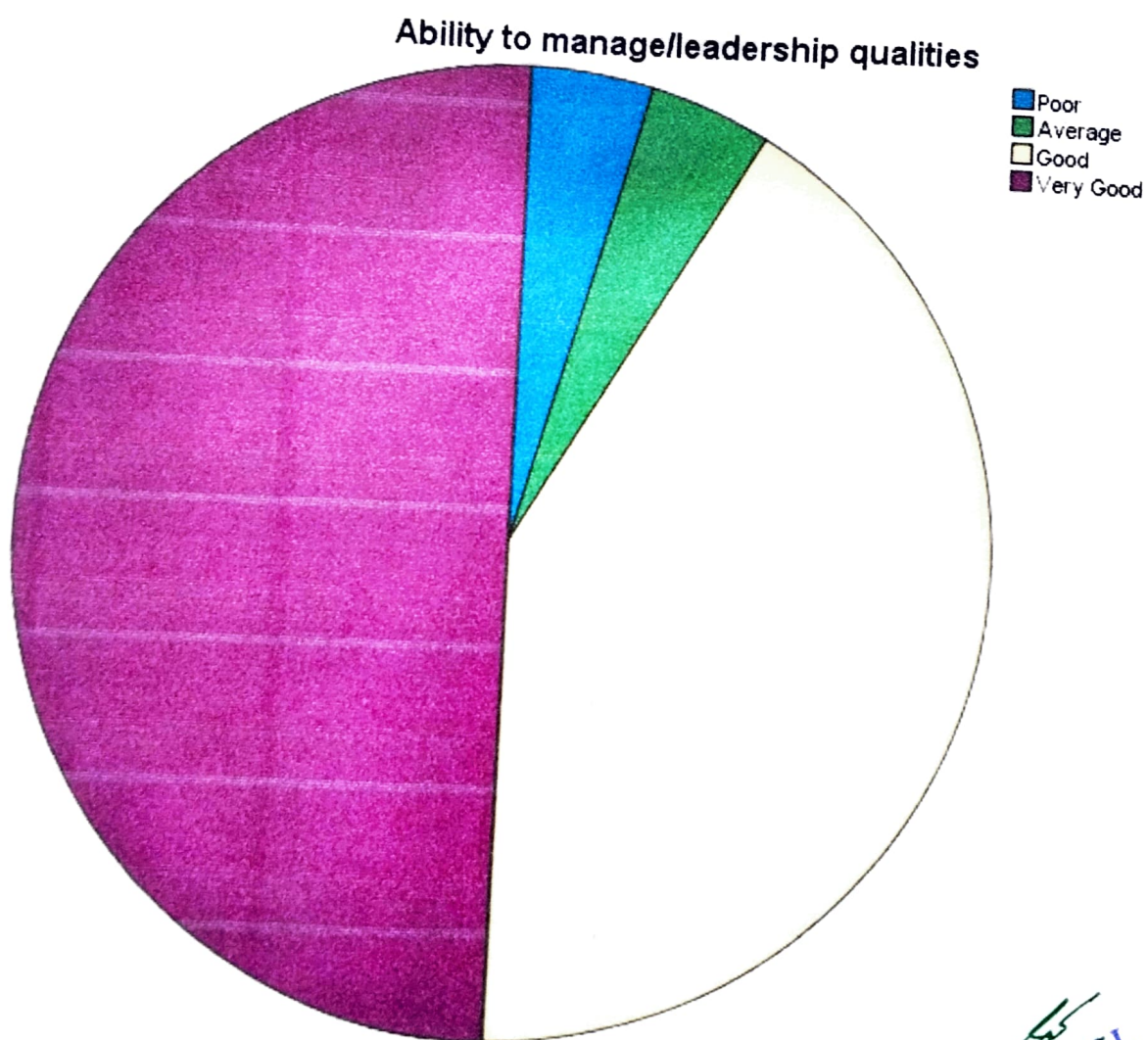
P. S. S.
PRINCIPAL
 S.D. COLLEGE
 HOSHIARPUR

Involvement in social activities					
		Frequency	Percent	Valid Percent	Cumulative Percent
Valid	Average	2	8.3	8.3	8.3
	Good	13	54.2	54.2	62.5
	Very Good	9	37.5	37.5	100.0
	Total	24	100.0	100.0	



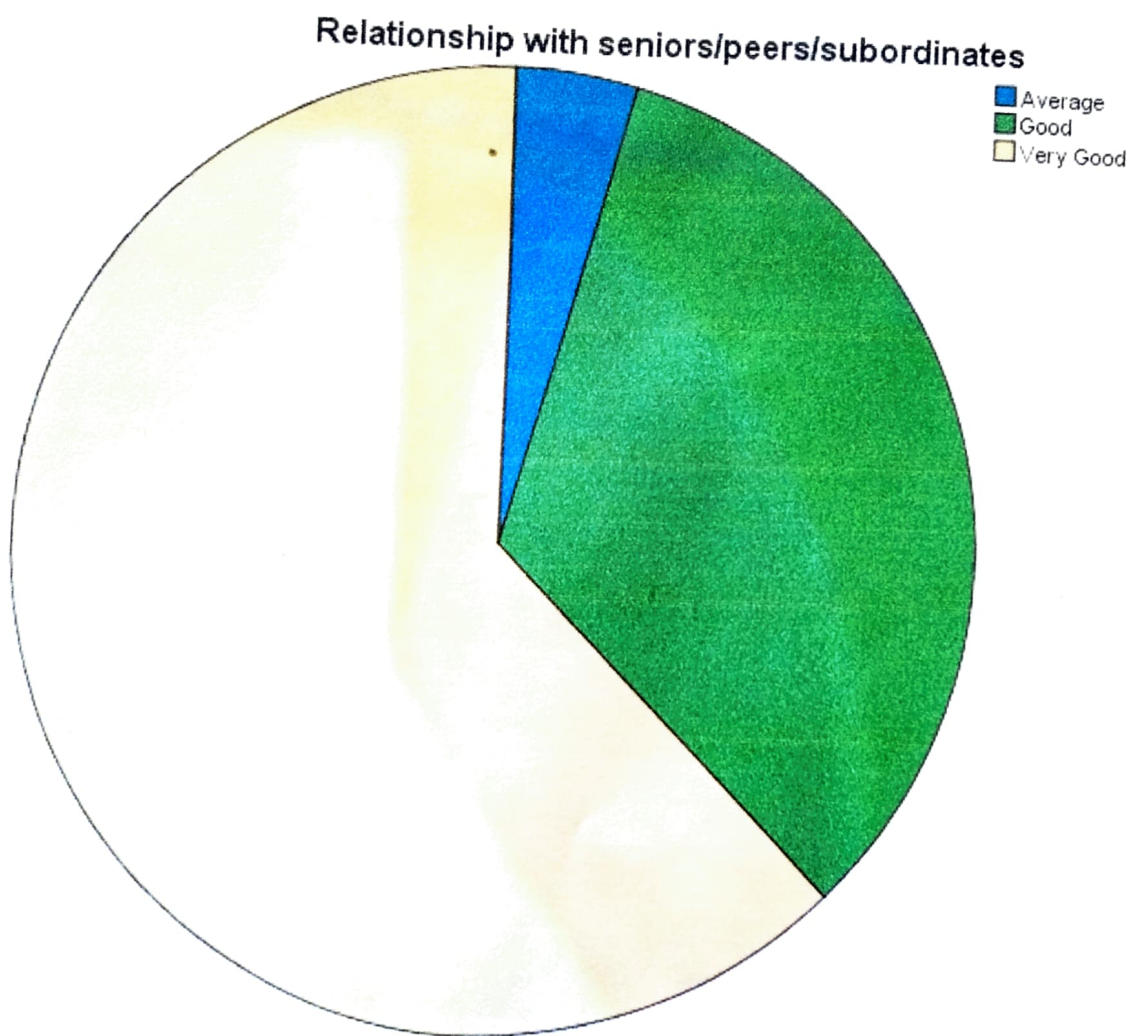
Pankaj
PRINCIPAL
 S.D. COLLEGE
 BHARPUR

Ability to manage/leadership qualities					
		Frequency	Percent	Valid Percent	Cumulative Percent
Valid	Poor	1	4.2	4.2	4.2
	Average	1	4.2	4.2	8.3
	Good	10	41.7	41.7	50.0
	Very Good	12	50.0	50.0	100.0
	Total	24	100.0	100.0	



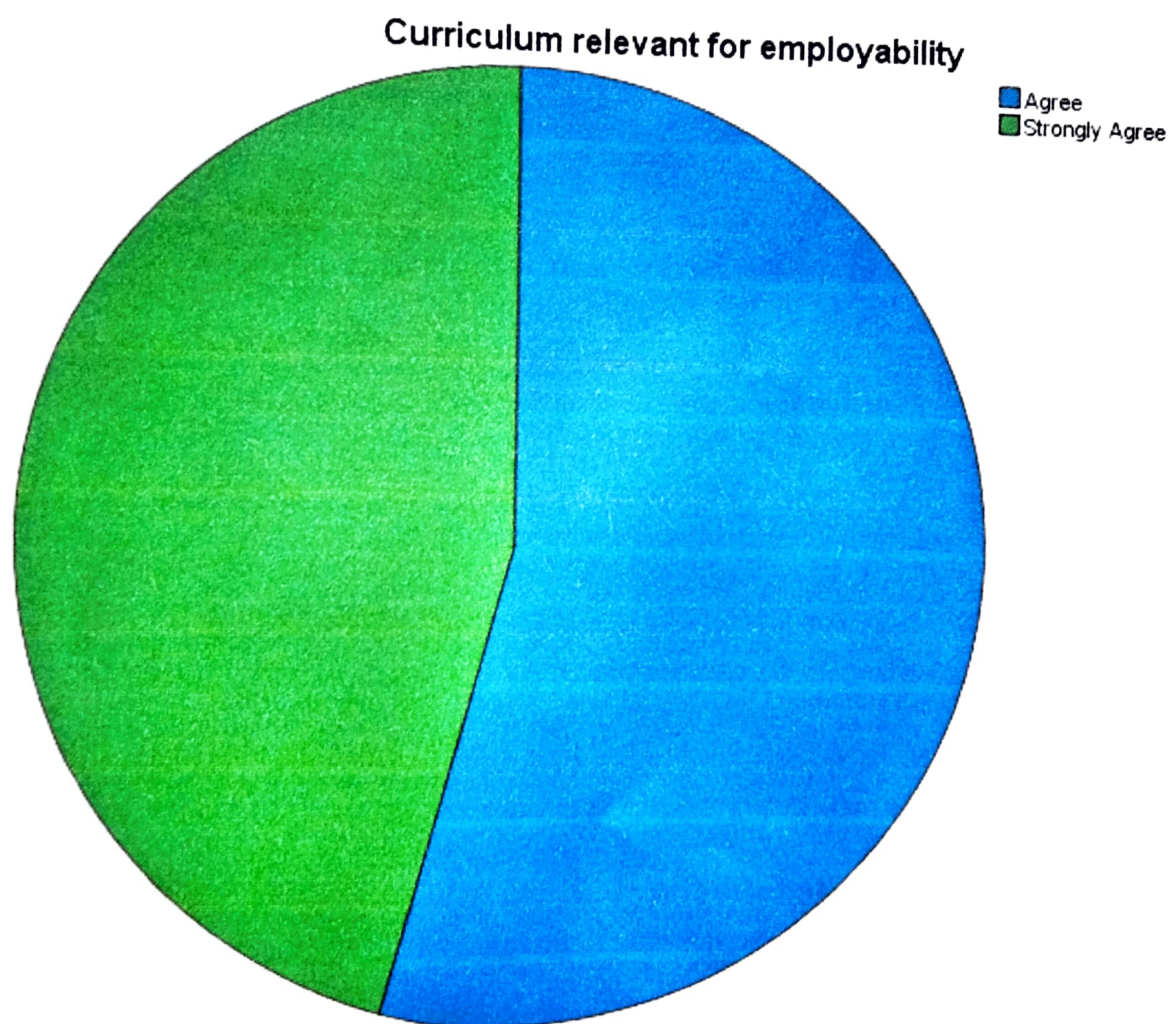
P. S. Singh
PRINCIPAL
 S.D. COLLEGE
 HOSHIARPUR

Relationship with seniors/peers/subordinates		Frequency	Percent	Valid Percent	Cumulative Percent
Valid	Average	1	4.2	4.2	4.2
	Good	8	33.3	33.3	37.5
	Very Good	15	62.5	62.5	100.0
	Total	24	100.0	100.0	



[Signature]
PRINCIPAL
 S.D. COLLEGE
 HOSHIARPUR

		Curriculum relevant for employability			
		Frequency	Percent	Valid Percent	Cumulative Percent
Valid	Agree	13	54.2	54.2	54.2
	Strongly Agree	11	45.8	45.8	100.0
	Total	24	100.0	100.0	

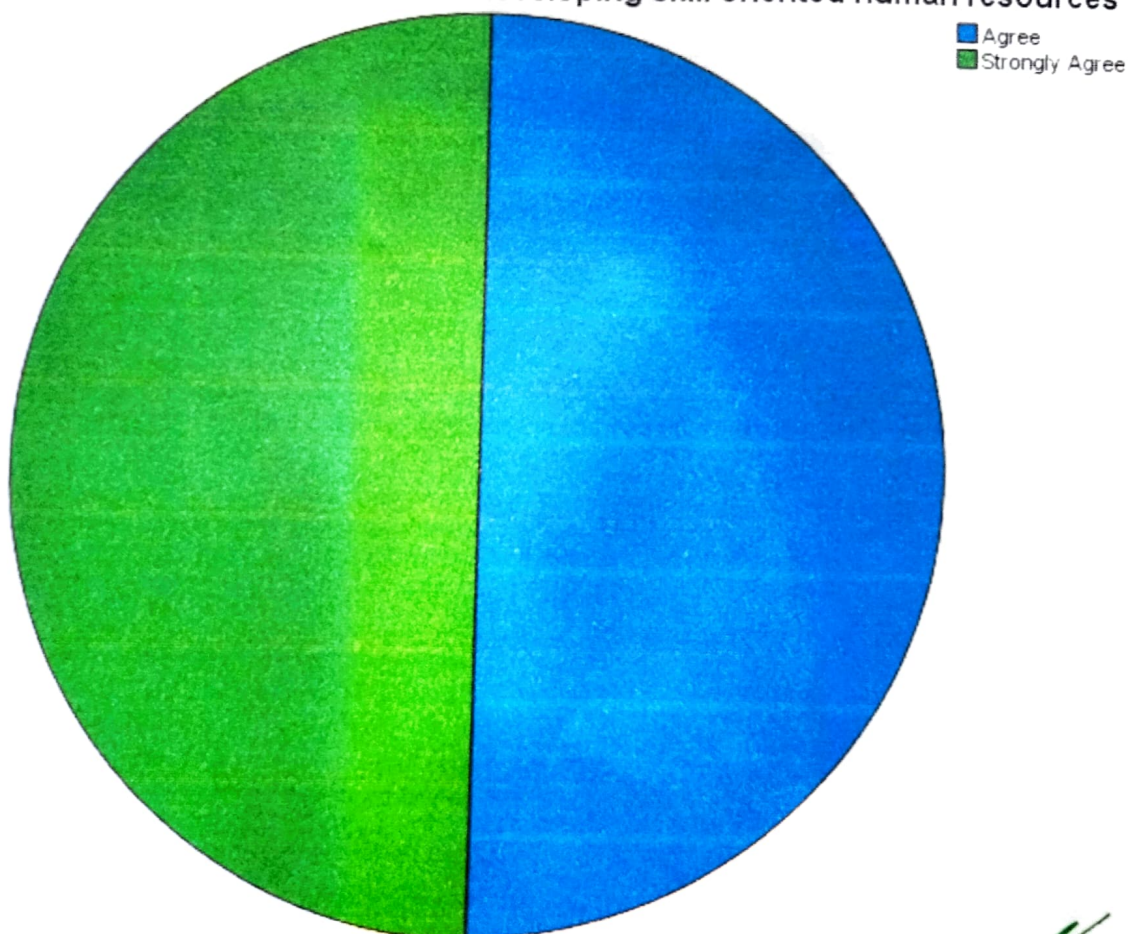


Pooja
PRINCIPAL
 S.D. COLLEGE
 HOSHIARPUR

Syllabus effective in developing skill oriented human resources

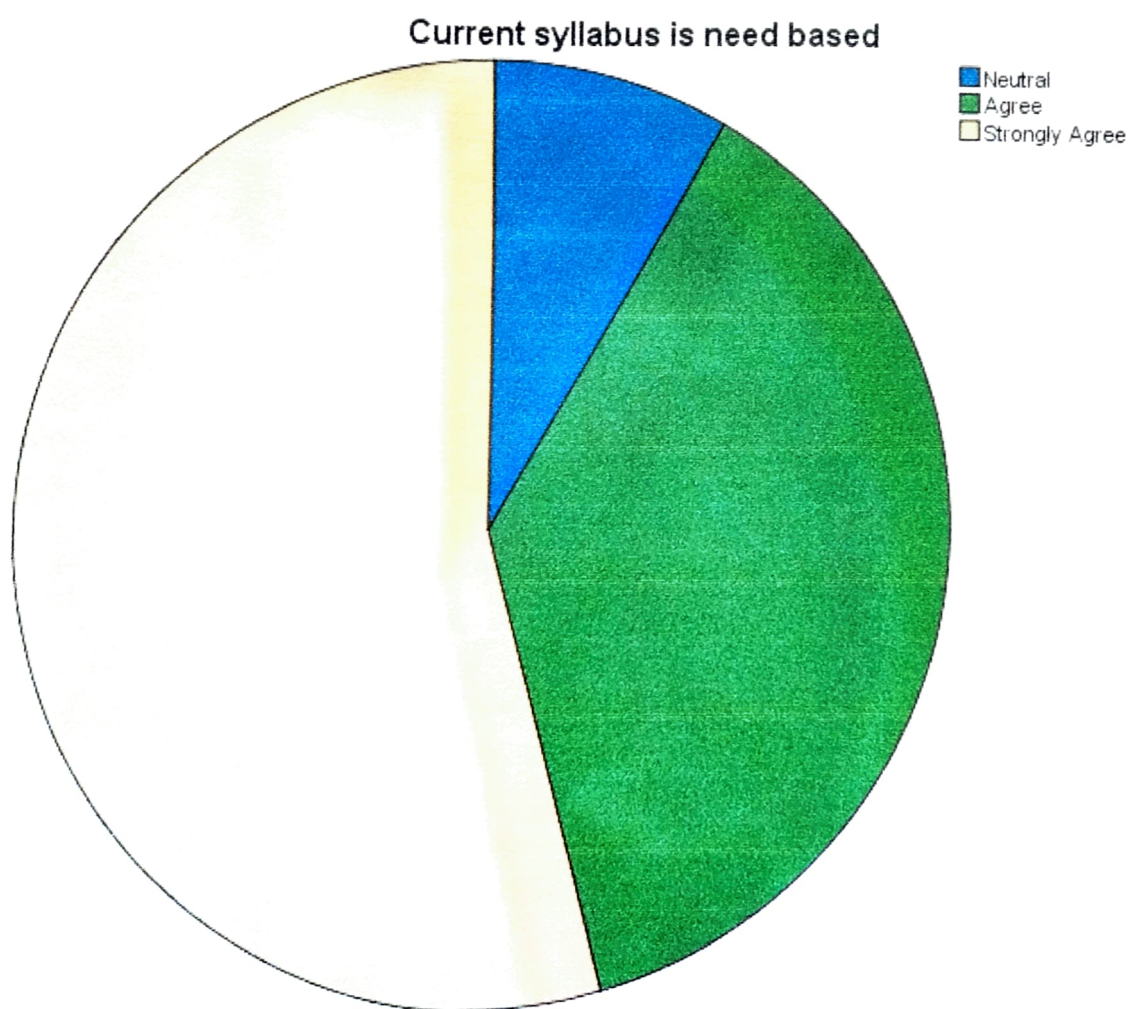
	Frequency	Percent	Valid Percent	Cumulative Percent
Valid Agree	12	50.0	50.0	50.0
Strongly Agree	12	50.0	50.0	100.0
Total	24	100.0	100.0	

Syllabus effective in developing skill oriented human resources



Pooja
PRINCIPAL
S.D. COLLEGE
HOSHARPUR

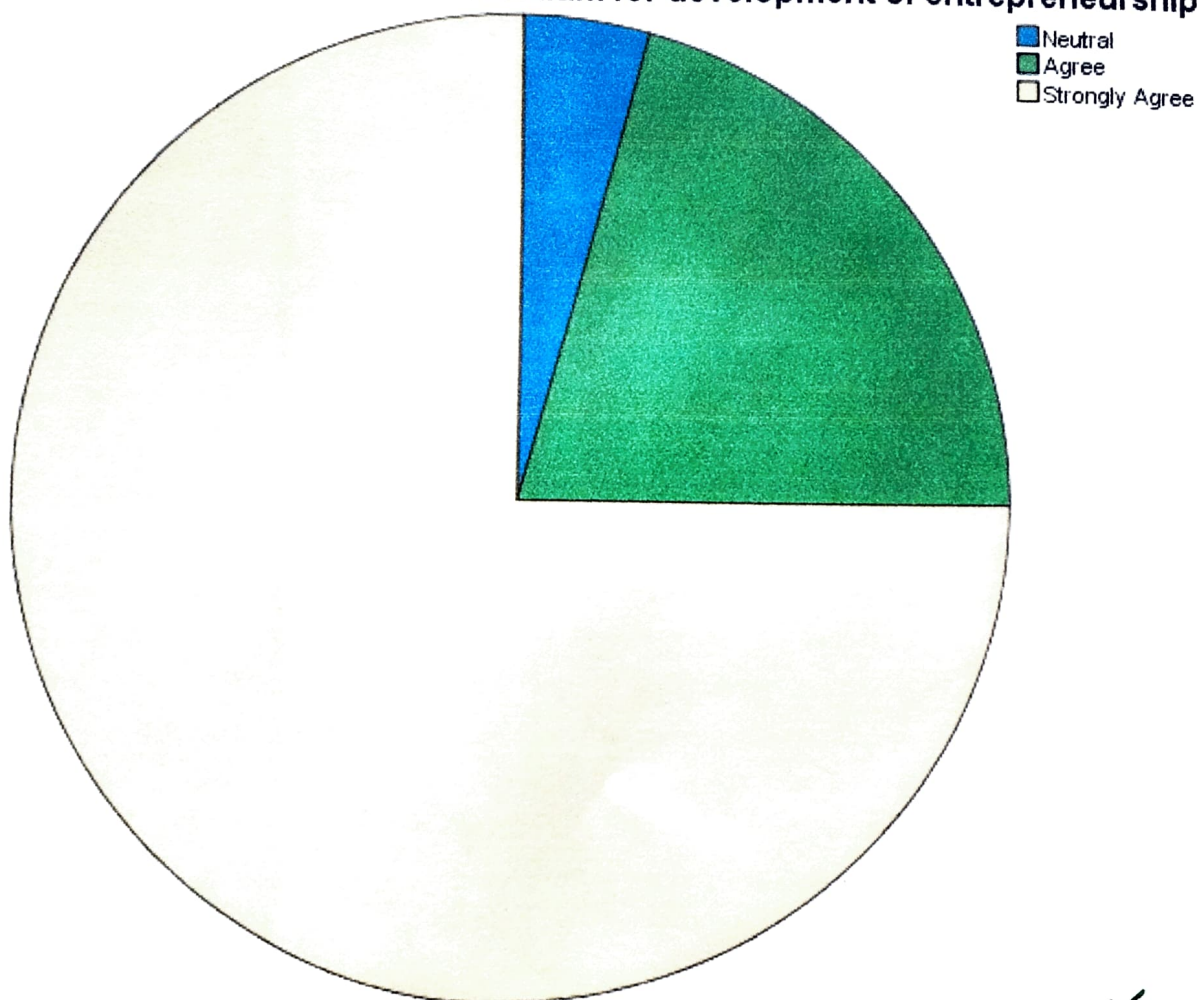
Current syllabus is need based				
		Frequency	Percent	Cumulative Percent
Valid	Neutral	2	8.3	8.3
	Agree	9	37.5	45.8
	Strongly Agree	13	54.2	100.0
	Total	24	100.0	



Pooja
PRINCIPAL
 S.D. COLLEGE
 HOSHIARPUR

Effectiveness of curriculum for development of entrepreneurship					
		Frequency	Percent	Valid Percent	Cumulative Percent
Valid	Neutral	1	4.2	4.2	4.2
	Agree	5	20.8	20.8	25.0
	Strongly Agree	18	75.0	75.0	100.0
	Total	24	100.0	100.0	

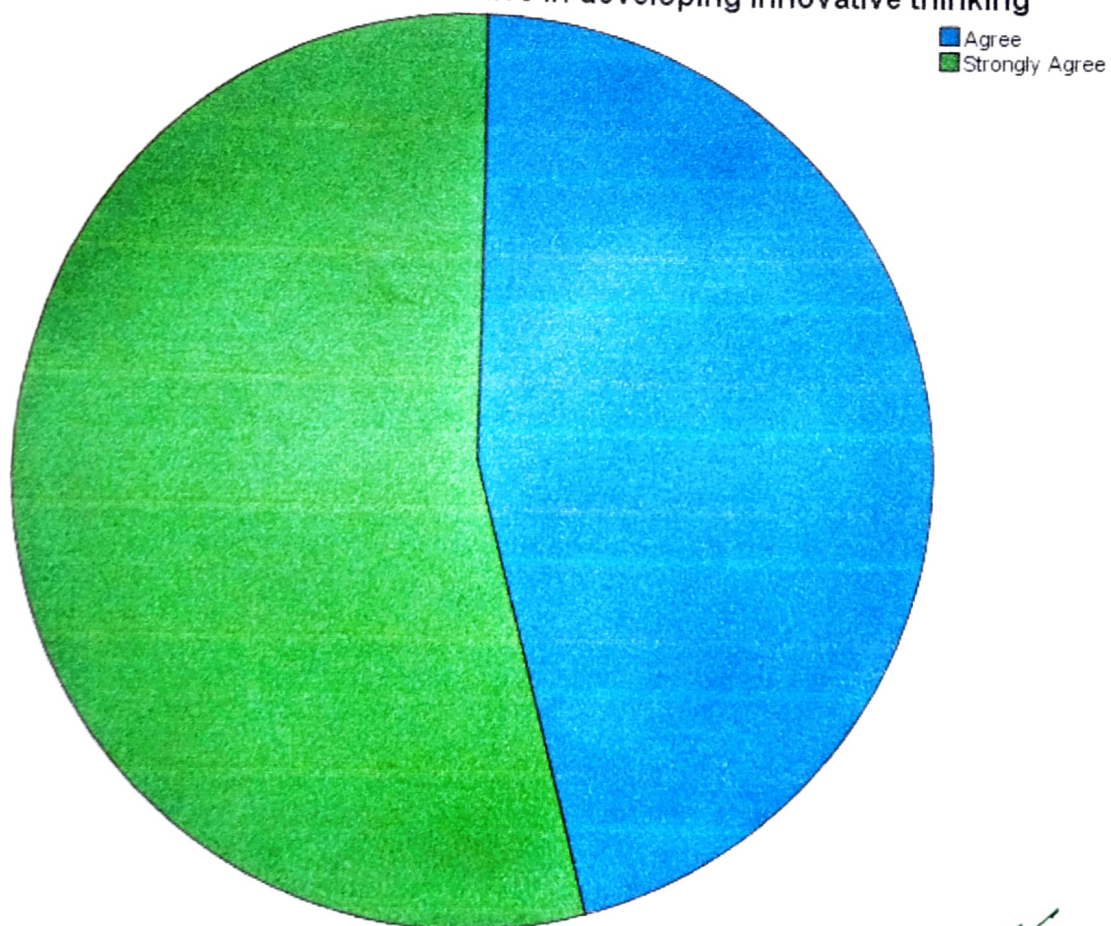
Effectiveness of curriculum for development of entrepreneurship



Pankaj
PRINCIPAL
S.D. COLLEGE
HOSHIARPUR

Curriculum effective in developing innovative thinking				
	Frequency	Percent	Valid Percent	Cumulative Percent
Valid Agree	11	45.8	45.8	45.8
Strongly Agree	13	54.2	54.2	100.0
Total	24	100.0	100.0	

Curriculum effective in developing innovative thinking



Pam Singh
PRINCIPAL
 S.D. COLLEGE
 HOSHIARPUR

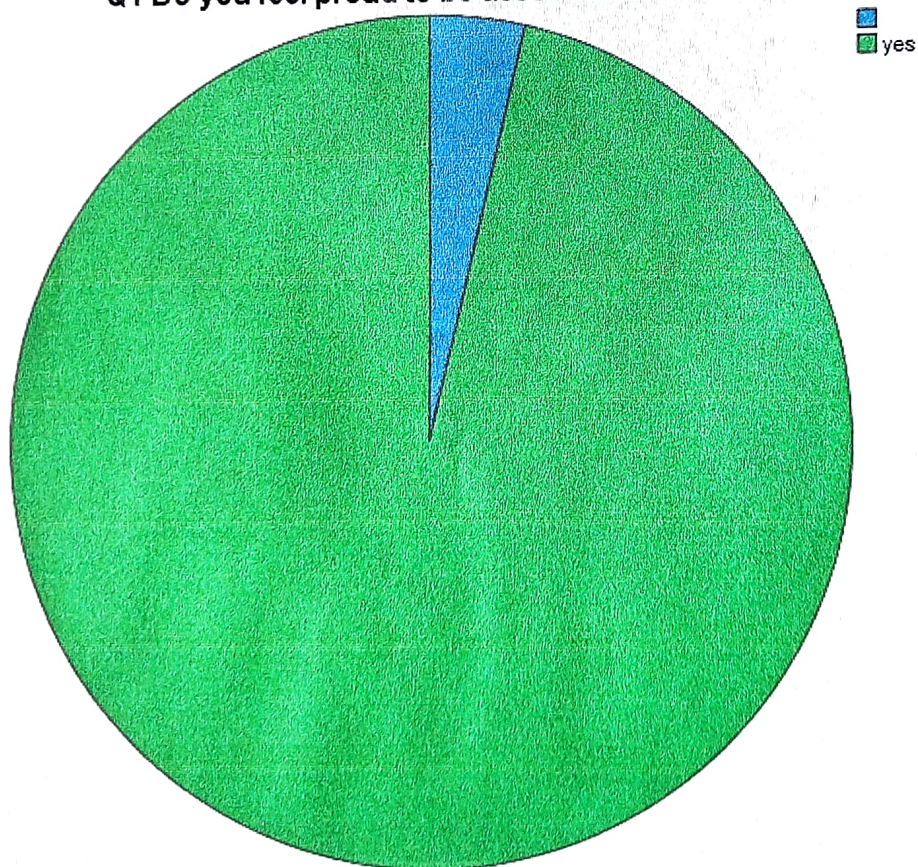
Sanatan Dharma College (S.D.College) Deep Nagar Hoshiarpur

Feed-Back Alumni
Year: 2022-23

Q1 Do you feel proud to be associated with S.D College as Alumni?

	Frequency	Percent	Valid Percent	Cumulative Percent
Nil	1	3.7	3.7	3.7
yes	26	96.3	96.3	100.0
Total	27	100.0	100.0	

Q1 Do you feel proud to be associated with S.D College as Alumni?

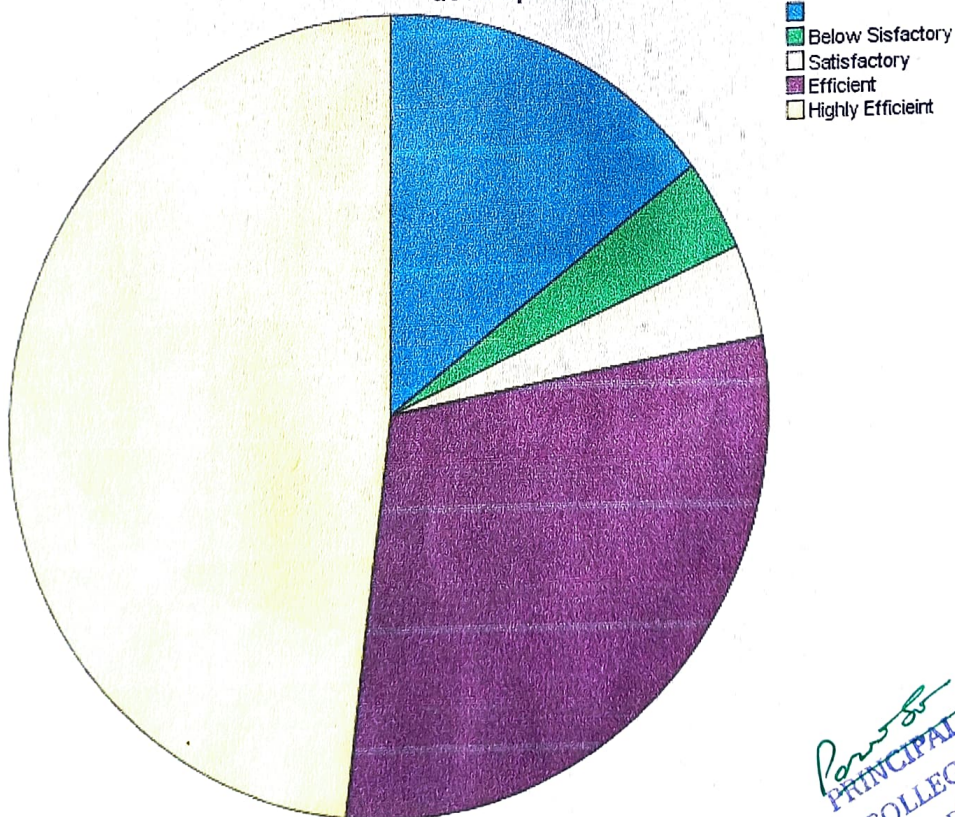


Pooja
PRINCIPAL
S.D. COLLEGE
HOSHIARPUR

2. How do you rate development activities organised by college for your overall development.

	Frequency	Percent	Valid Percent	Cumulative Percent
Nil	4	14.8	14.8	14.8
Below Satisfactory	1	3.7	3.7	18.5
Satisfactory	1	3.7	3.7	22.2
Efficient	8	29.6	29.6	51.9
Highly Efficient	13	48.1	48.1	100.0
Total	27	100.0	100.0	

2. How do you rate development activities organised by college for your overall development.

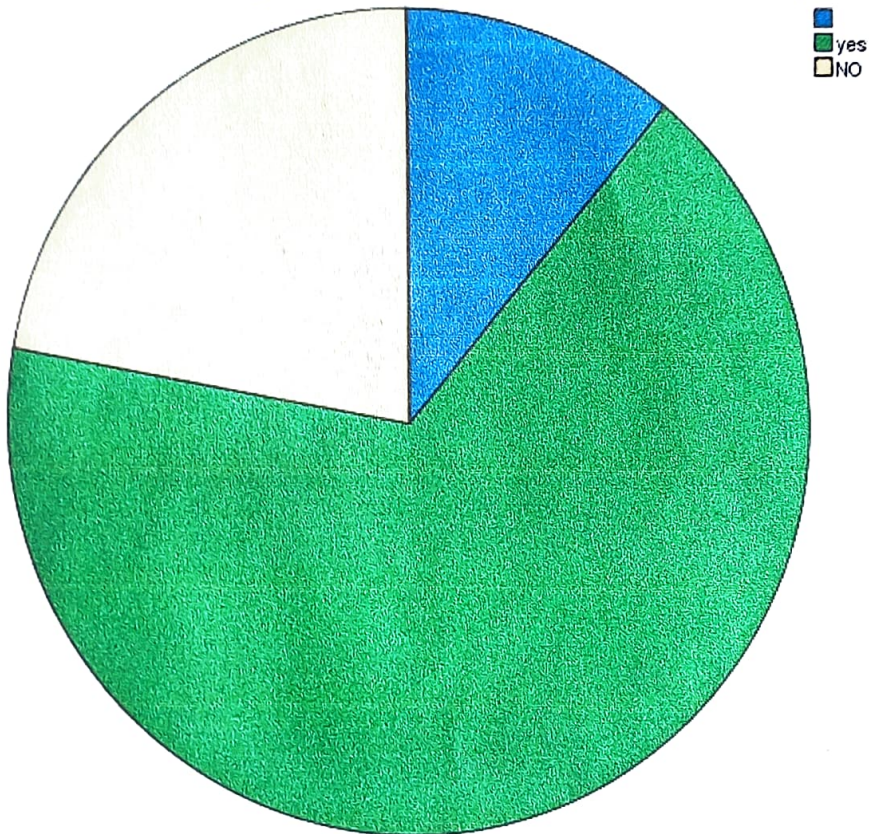


Pooja
PRINCIPAL
S.D. COLLEGE
HOSHARPUR

3. Are you willing to contribute to contribute to the development of college?

	Frequency	Percent	Valid Percent	Cumulative Percent
Nil	3	11.1	11.1	11.1
yes	18	66.7	66.7	77.8
NO	6	22.2	22.2	100.0
Total	27	100.0	100.0	

3. Are you willing to contribute to contribute to the development of college?

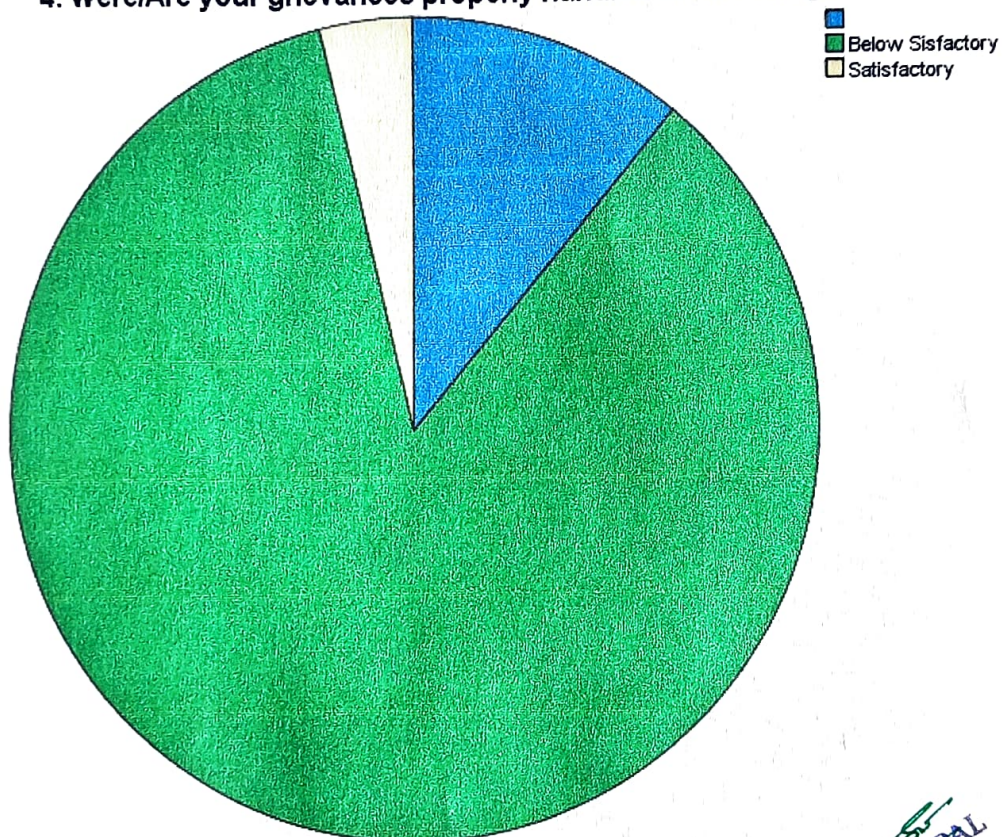


Principal
PRINCIPAL
S.D. COLLEGE
HOORANPUR

4. Were/Are your grievances properly handled at the college? 4a As a student

	Frequency	Percent	Valid Percent	Cumulative Percent
Nil	3	11.1	11.1	11.1
Below Satisfactory	23	85.2	85.2	96.3
Satisfactory	1	3.7	3.7	100.0
Total	27	100.0	100.0	

4. Were/Are your grievances properly handled at the college? 4a As a student

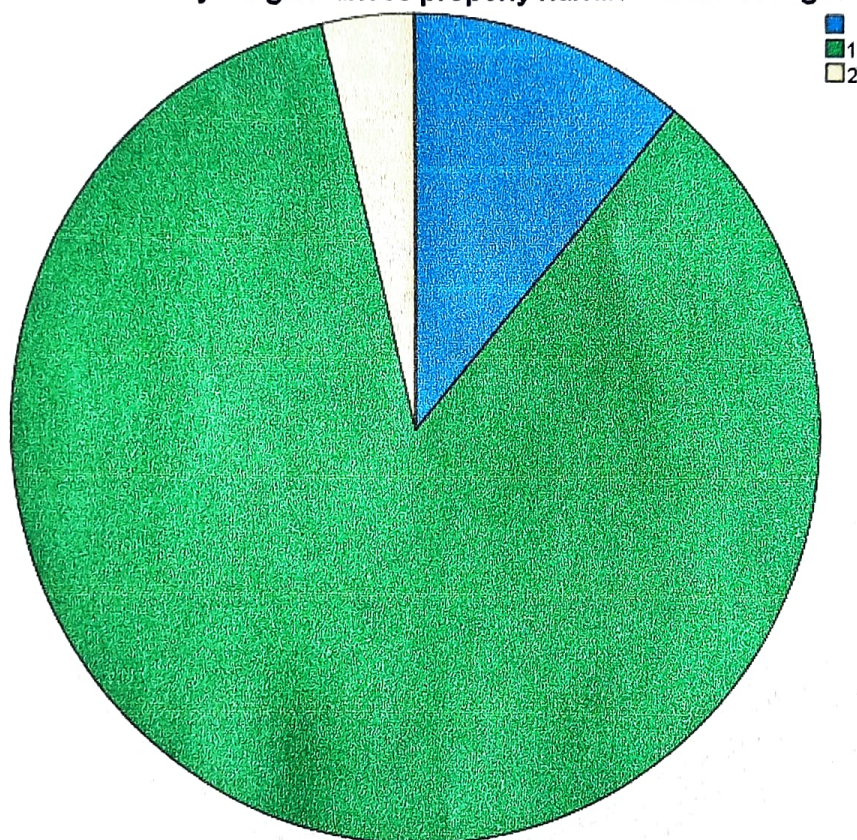


Pankaj
PRINCIPAL
S.D. COLLEGE
HOSHIARPUR

4. Were/Are your grievances properly handled at the college? 4a As a Alumni

	Frequency	Percent	Valid Percent	Cumulative Percent
Nil	3	11.1	11.1	11.1
1	23	85.2	85.2	96.3
2	1	3.7	3.7	100.0
Total	27	100.0	100.0	

4. Were/Are your grievances properly handled at the college? 4a As a Alumni



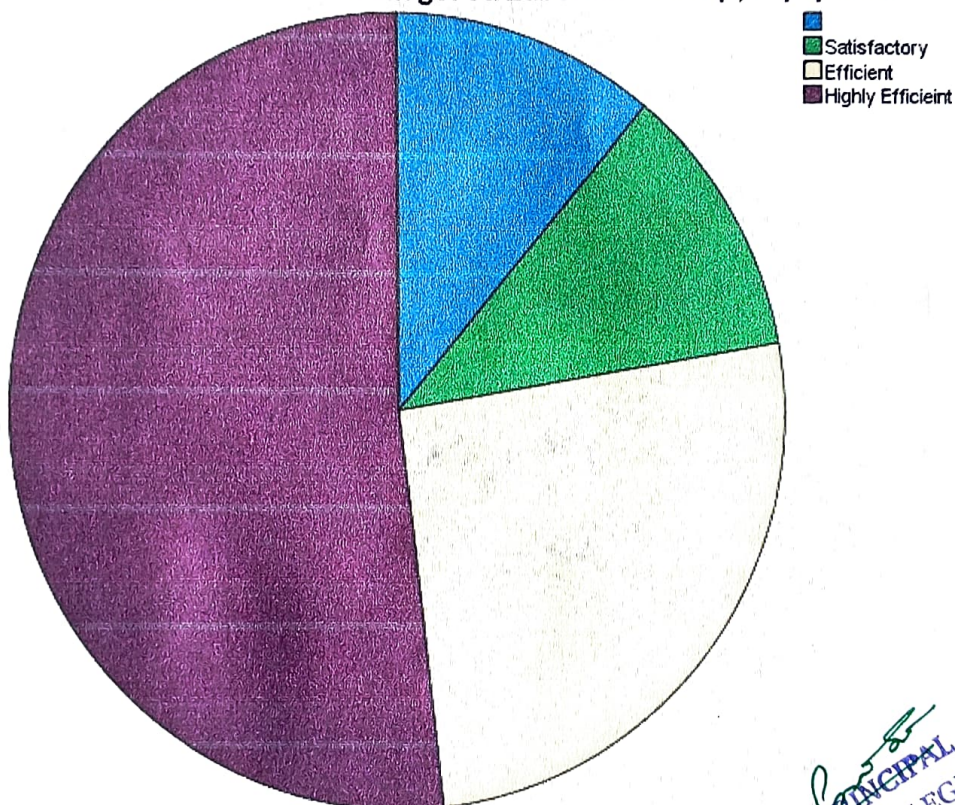
Pooja
PRINCIPAL
 S.D. COLLEGE
 HOSHIARPUR

5. Rate the adequacy of the following as they were during your tenure as a student at S.D

College: 5a Laboratries& Equipment

	Frequency	Percent	Valid Percent	Cumulative Percent
Nil	3	11.1	11.1	11.1
Satisfactory	3	11.1	11.1	22.2
Efficient	7	25.9	25.9	48.1
Highly Efficieint	14	51.9	51.9	100.0
Total	27	100.0	100.0	

5. Rate the adequacy of the following as they were during your tenure as a student at S.D College: 5a Laboratries& Equipment

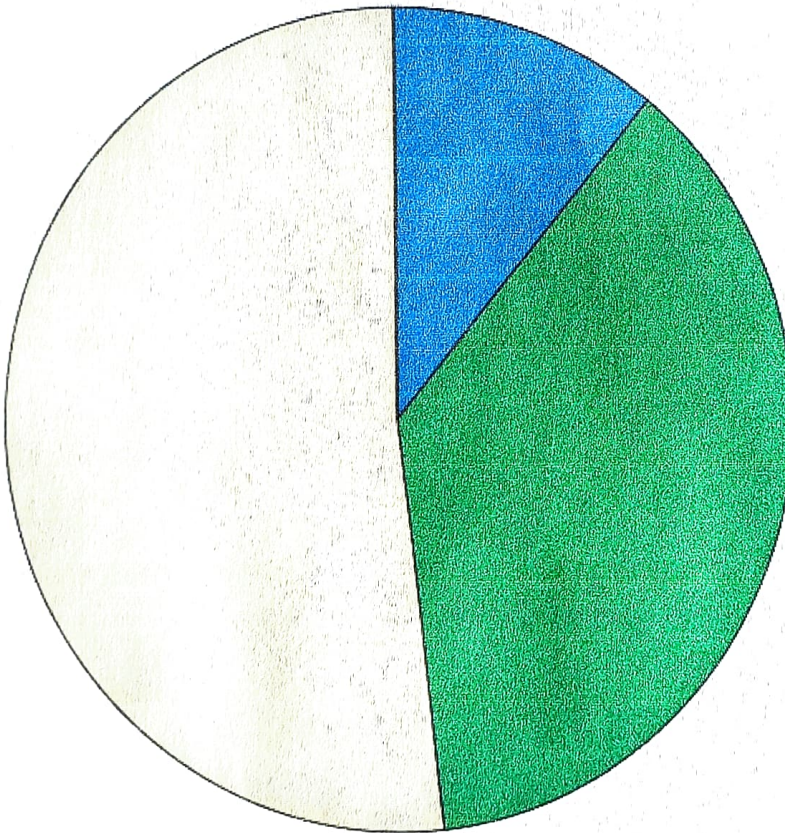


P. S. D.
PRINCIPAL
S.D. COLLEGE
TOSHIARPUR

5b Library

	Frequency	Percent	Valid Percent	Cumulative Percent
Nil	3	11.1	11.1	11.1
Efficient	10	37.0	37.0	48.1
Highly Efficient	14	51.9	51.9	100.0
Total	27	100.0	100.0	

5b Library



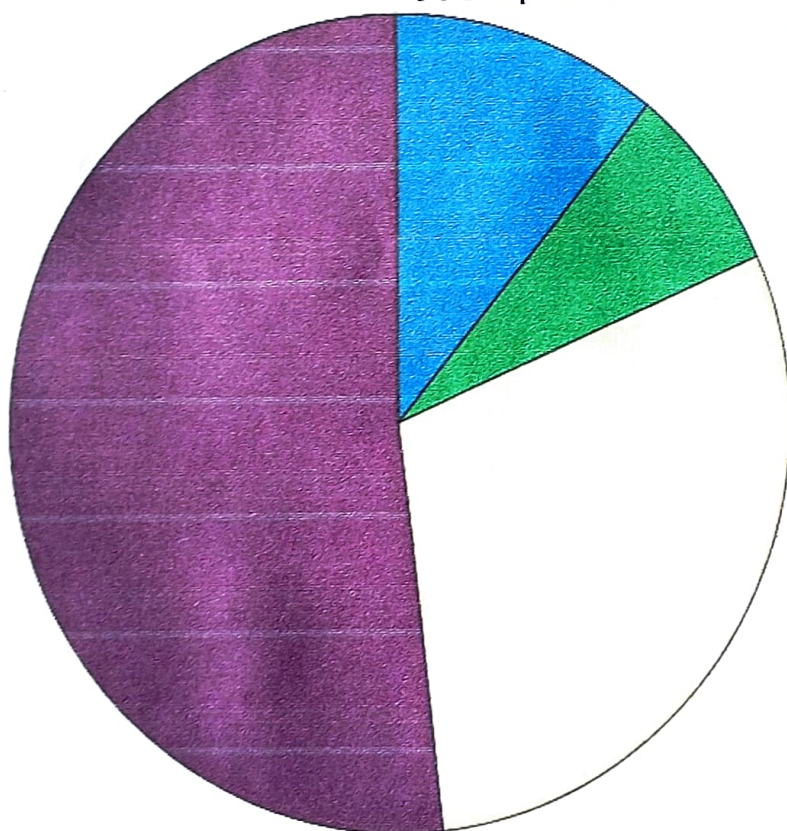
☐ Nil
☐ Efficient
☐ Highly Efficient

Pankaj
PRINCIPAL
S.D. COLLEGE
MUSHAHPUR

5 c Computer lab

	Frequency	Percent	Valid Percent	Cumulative Percent
Nil	3	11.1	11.1	11.1
Satisfactory	2	7.4	7.4	18.5
Efficient	8	29.6	29.6	48.1
Highly Efficient	14	51.9	51.9	100.0
Total	27	100.0	100.0	

5 c Computer lab



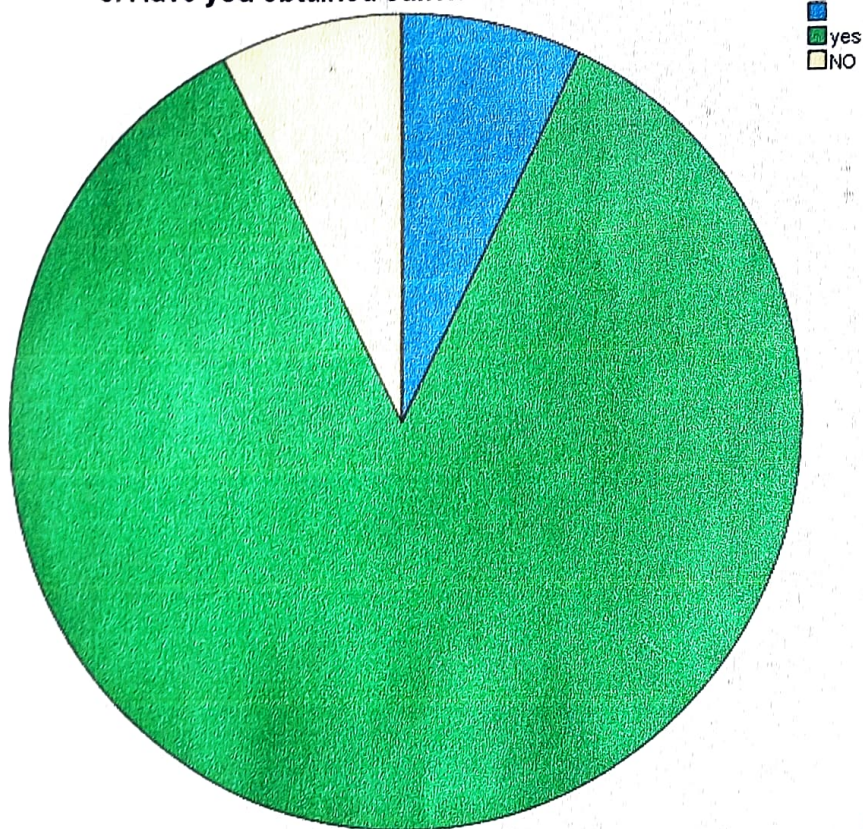
☐ Nil
☐ Satisfactory
☐ Efficient
☐ Highly Efficient

Pawar
 PRINCIPAL
 S.D. COLLEGE
 HOSHIARPUR

6. Have you obtained sufficient technical knowledge at S D college

	Frequency	Percent	Valid Percent	Cumulative Percent
Nil	2	7.4	7.4	7.4
yes	23	85.2	85.2	92.6
NO	2	7.4	7.4	100.0
Total	27	100.0	100.0	

6. Have you obtained sufficient technical knowledge at S D college

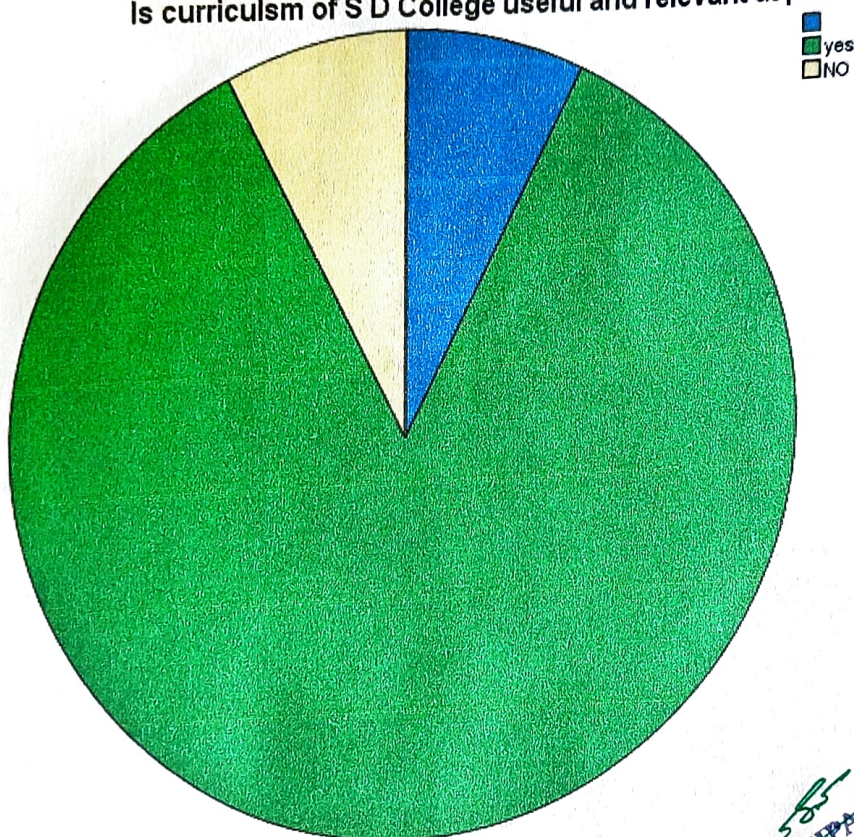


Pooja Sr
PRINCIPAL
S.D. COLLEGE
HOSHIARPUR

Is curriculsm of S D College useful and relewant at present job

	Frequency	Percent	Valid Percent	Cumulative Percent
Nil	2	7.4	7.4	7.4
yes	23	85.2	85.2	92.6
NO	2	7.4	7.4	100.0
Total	27	100.0	100.0	

Is curriculsm of S D College useful and relewant at present job

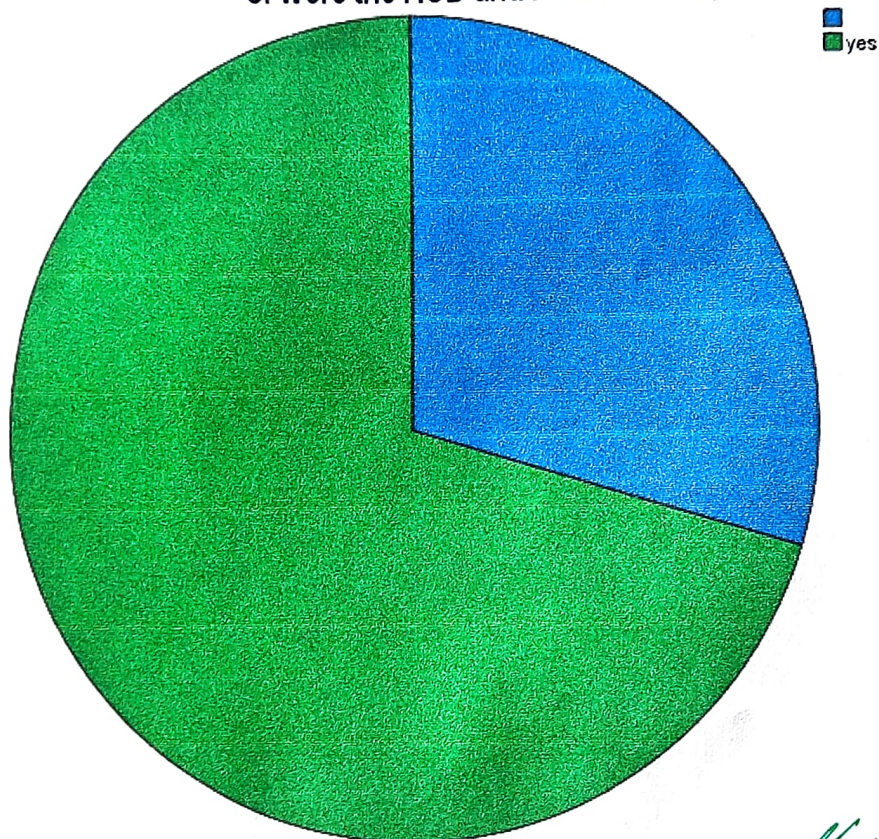


Principal
PRINCIPAL
S.D. COLLEGE
HOSHIARPUR

8. Were the HOD and Faculties cooperative?

	Frequency	Percent	Valid Percent	Cumulative Percent
Nil	8	29.6	29.6	29.6
yes	19	70.4	70.4	100.0
Total	27	100.0	100.0	

8. Were the HOD and Faculties cooperative?

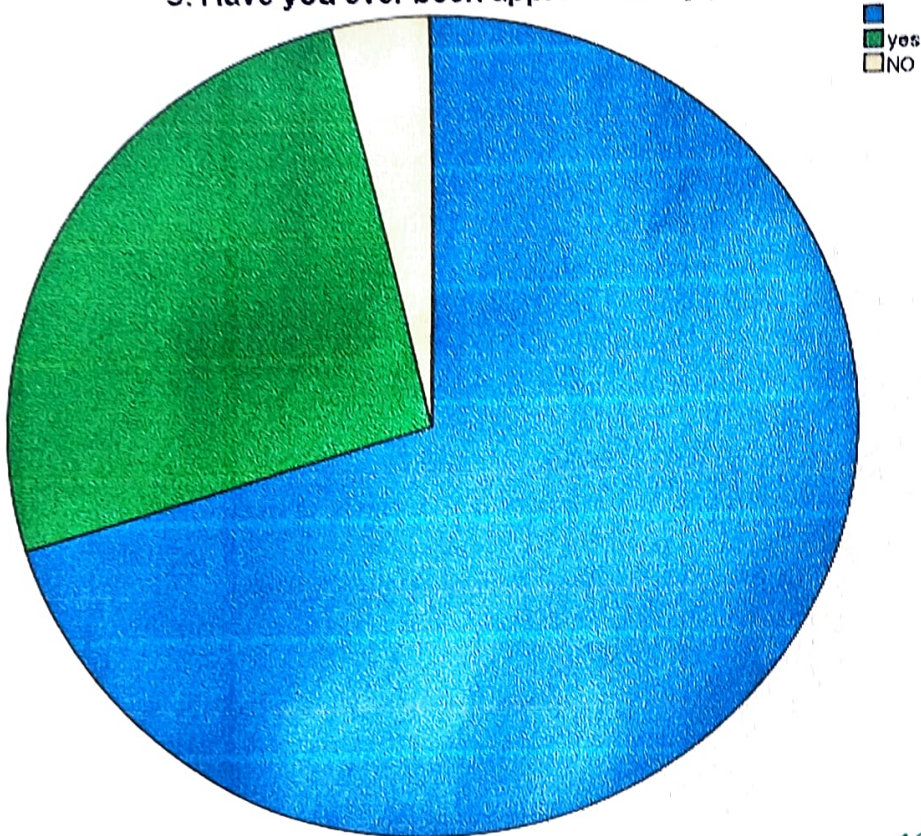


Pankaj
 PRINCIPAL
 S.D. COLLEGE
 HOSHIARPUR

9. Have you ever been appreciated by your 9 a Company

	Frequency	Percent	Valid Percent	Cumulative Percent
Nil	19	70.4	70.4	70.4
yes	7	25.9	25.9	96.3
NO	1	3.7	3.7	100.0
Total	27	100.0	100.0	

9. Have you ever been appreciated by your 9 a Company

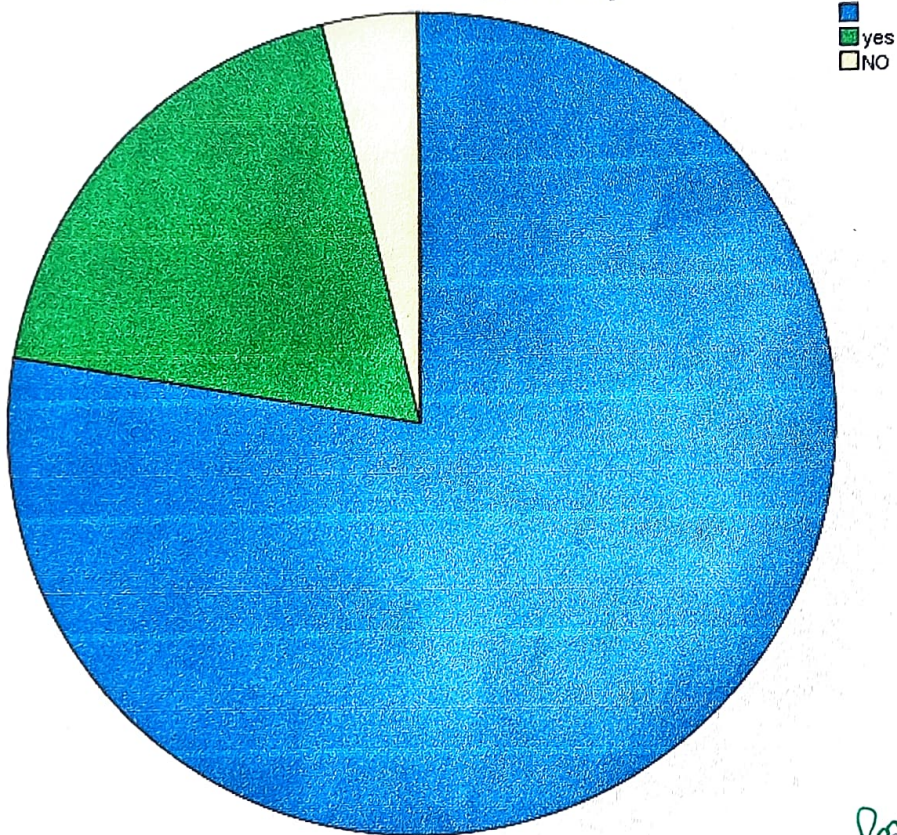


Pooja
PRINCIPAL
S.D. COLLEGE
HOSHIARPUR

9b Faculty

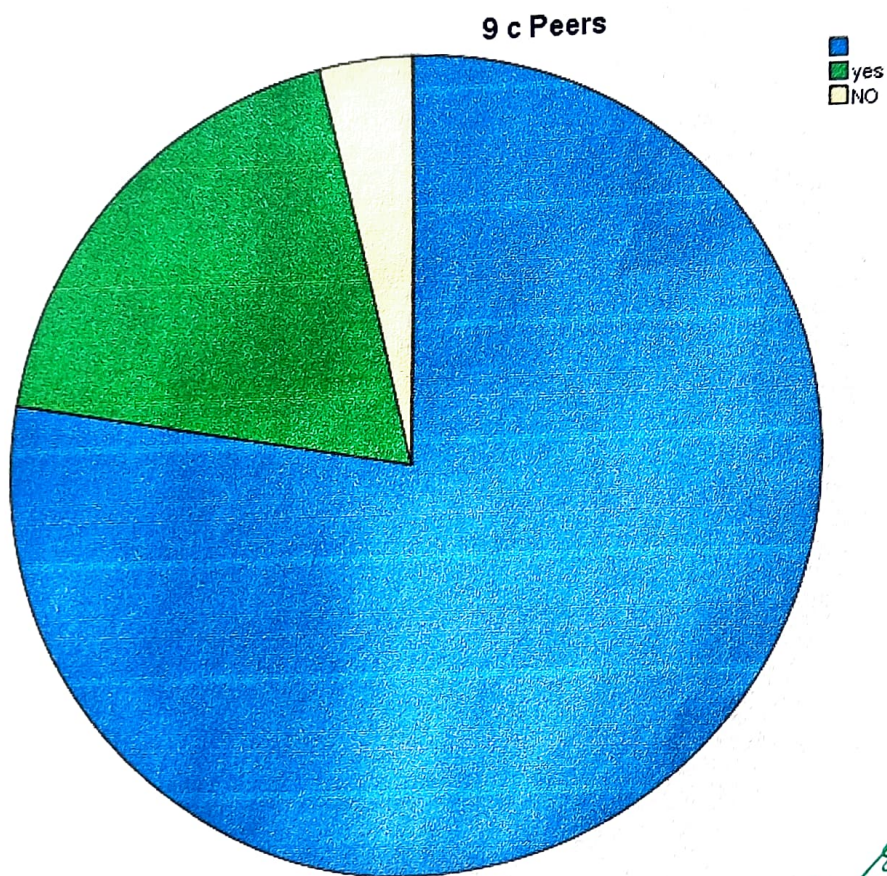
	Frequency	Percent	Valid Percent	Cumulative Percent
Nil	21	77.8	77.8	77.8
yes	5	18.5	18.5	96.3
NO	1	3.7	3.7	100.0
Total	27	100.0	100.0	

9b Faculty



Pooja
 PRINCIPAL
 S.D. COLLEGE
 HOSHIARPUR

9 c Peers				
	Frequency	Percent	Valid Percent	Cumulative Percent
Nil	21	77.8	77.8	77.8
yes	5	18.5	18.5	96.3
NO	1	3.7	3.7	100.0
Total	27	100.0	100.0	

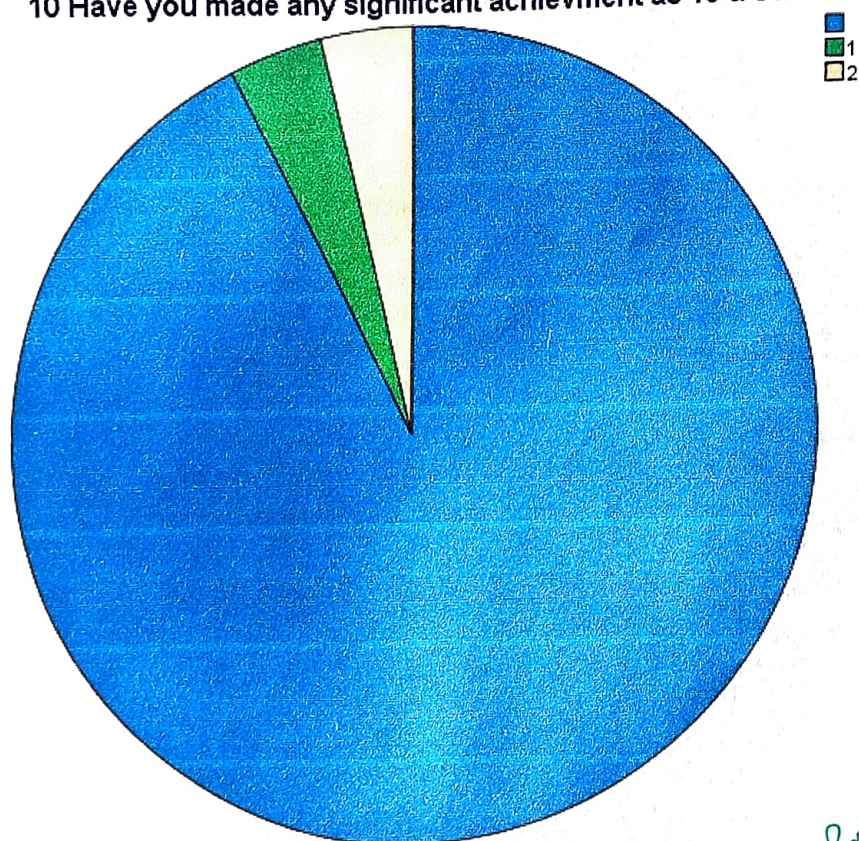


P. S. S.
 PRINCIPAL
 S.D. COLLEGE
 HOSHIARPUR

10 Have you made any significant achievement as 10 a Student of S.D college

	Frequency	Percent	Valid Percent	Cumulative Percent
Nil	25	92.6	92.6	92.6
1	1	3.7	3.7	96.3
2	1	3.7	3.7	100.0
Total	27	100.0	100.0	

10 Have you made any significant achievement as 10 a Student of S.D college

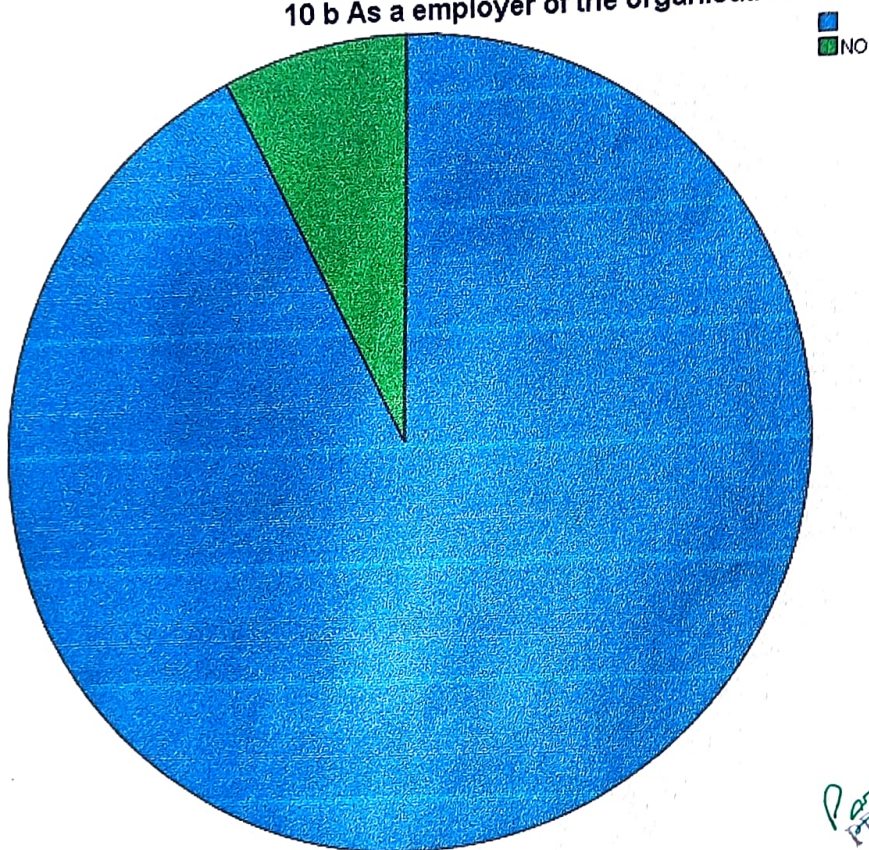


Pooja Sw
PRINCIPAL
S.D. COLLEGE
HOSHARPUR

10 b As a employer of the organisation

	Frequency	Percent	Valid Percent	Cumulative Percent
Nil	25	92.6	92.6	92.6
NO	2	7.4	7.4	100.0
Total	27	100.0	100.0	

10 b As a employer of the organisation



Pankaj
 PRINCIPAL
 S.D. COLLEGE
 HOSHIARPUR

11. Most memorable moment in the college

	Frequency	Percent	Valid Percent	Cumulative Percent
Nil	18	66.7	66.7	66.7
ALL MOMENTS WERE MEMORABLE.	1	3.7	3.7	70.4
AS THEY GIVE MUCH RESPECT TO ME AND MY PARENTS ON WINNING MEDAL.	1	3.7	3.7	74.1
CANTEEN	1	3.7	3.7	77.8
CLASS	1	3.7	3.7	81.5
DISTT TOPPER	1	3.7	3.7	85.2
FRIENDS ARE THE ONE WHO MAKE YOUR COLLEGE AND SCHOOL LIFE AMAZING. I MISS	1	3.7	3.7	88.9
WHEN WE HAD JOINED THE NSS CAMP IN 2004	1	3.7	3.7	92.6
WHEN WE HAVE JOINED THE NSS CAMP IN 2004.	1	3.7	3.7	96.3
YOUTH FESTIVAL	1	3.7	3.7	100.0
Total	27	100.0	100.0	

12. suggestions for development

	Frequency	Percent	Valid Percent	Cumulative Percent
Nil	22	81.5	81.5	81.5
CURRICULUM ACTIVITIES	1	3.7	3.7	85.2
KEEP IT THAT WAY	1	3.7	3.7	88.9

P. S. S.
PRINCIPAL
S.D. COLLEGE
HOSHARPUR

LET CHILDREN EXPLORE NEW THINGS. ADD ACTIVITIES AND TRIPS AS WE	1	3.7	3.7	92.6
NO SUGGESTIONS REQUIRED , AS EVERYTHING IS WELL.	1	3.7	3.7	96.3
STUDENT PEERING AS WELL AS GENERAL AWARENESS TOWARDS EDUCATION	1	3.7	3.7	100.0
Total	27	100.0	100.0	

Pankaj
PRINCIPAL
S.D. COLLEGE
HOSHIARPUR

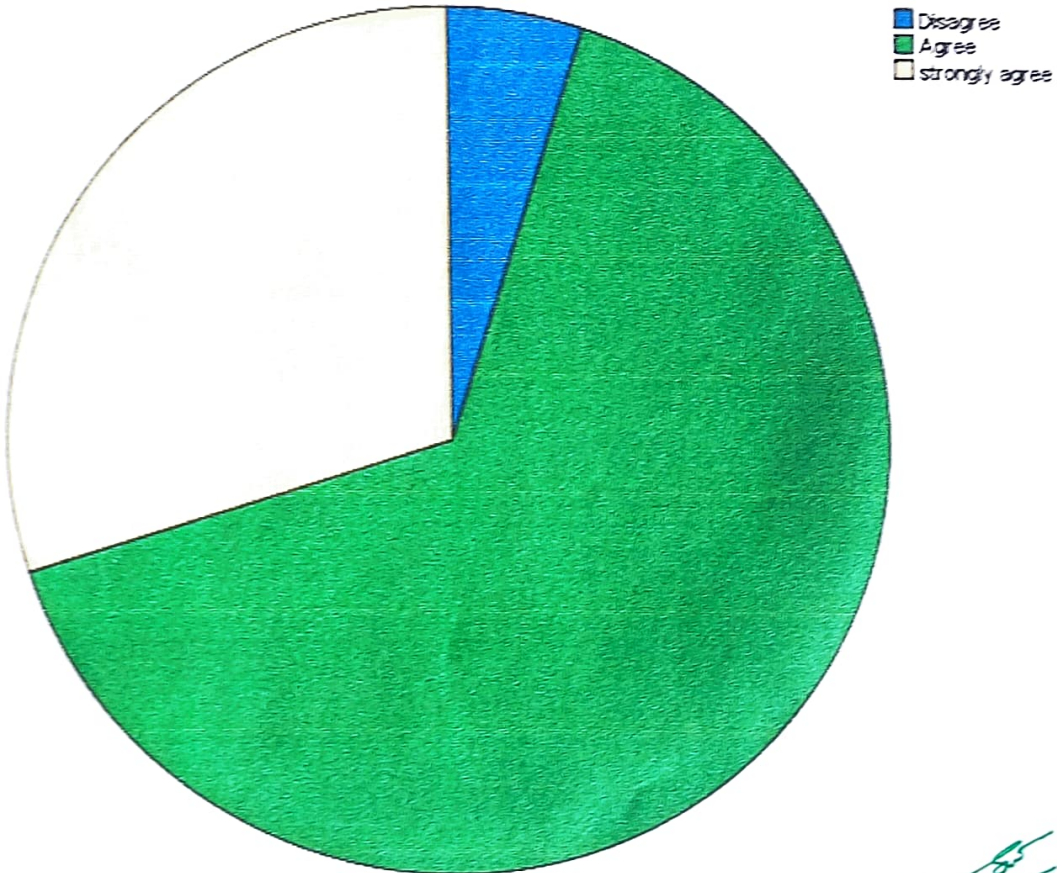
Sanatan Dharma College (S.D.College)
Hoshiarpur

Teacher Feedback analysis

Syllabus is suitable to the course.

		Frequency	Percent	Valid Percent	Cumulative Percent
Valid	Disagree	1	2.8	5.0	5.0
	Agree	13	36.1	65.0	70.0
	strongly agree	6	16.7	30.0	100.0
	Total	20	55.6	100.0	
Missing	System	16	44.4		
Total		36	100.0		

Syllabus is suitable to the course.

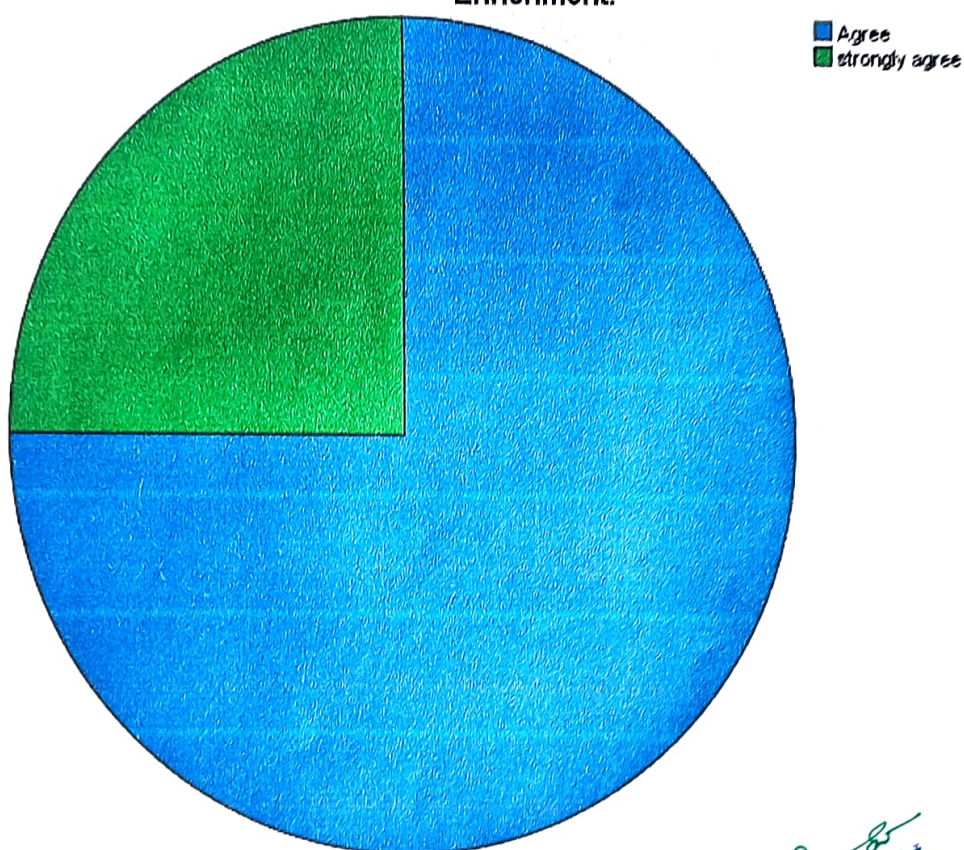


Principal
PRINCIPAL
S.D. COLLEGE
HOSHIARPUR

College strives for Hollstic development of Students through Curriculum Enrichment.

		Frequency	Percent	Valid Percent	Cumulative Percent
Valid	Agree	15	41.7	75.0	75.0
	strongly agree	5	13.9	25.0	100.0
	Total	20	55.6	100.0	
Missing	System	16	44.4		
Total		36	100.0		

College strives for Hollstic development of Students through Curriculum Enrichment.

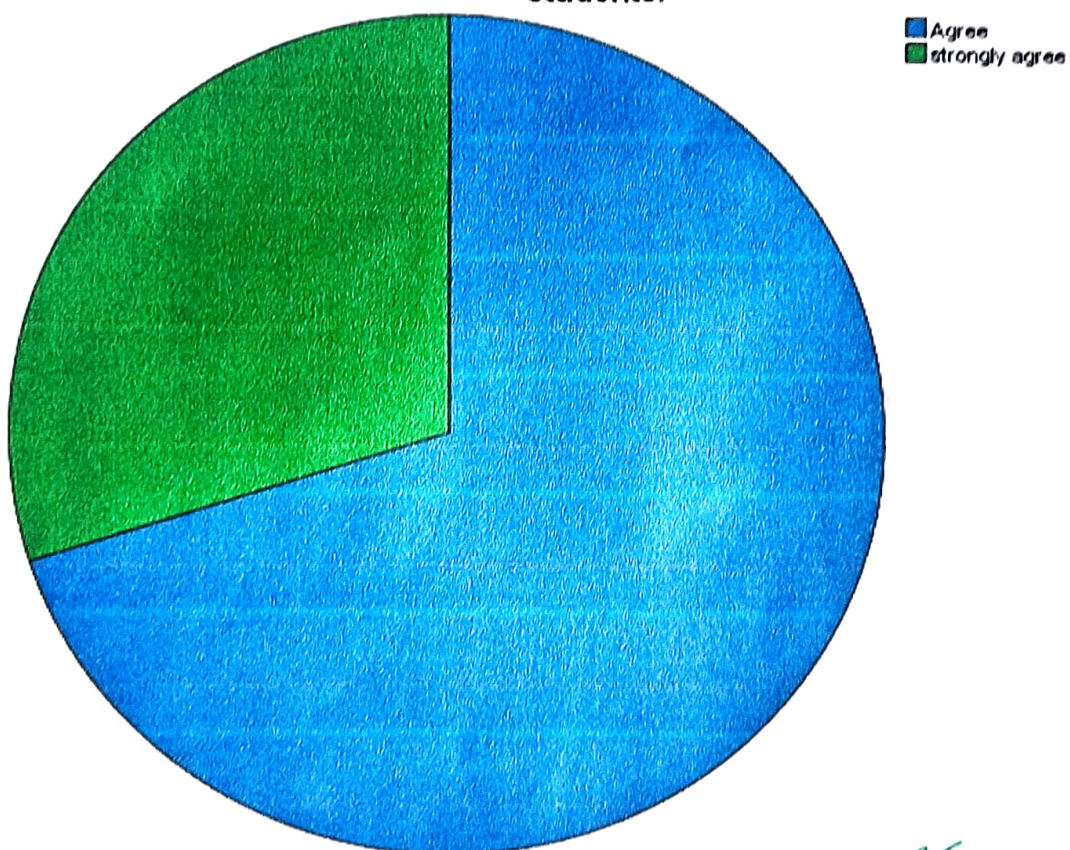


[Signature]
 PRINCIPAL
 S.D. COLLEGE
 HOSHIARPUR

Aims and objective of the syllabi are well defined and clear to teachers and students.

		Frequency	Percent	Valid Percent	Cumulative Percent
Valid	Agree	14	38.9	70.0	70.0
	strongly agree	6	16.7	30.0	100.0
	Total	20	55.6	100.0	
Missing	System	16	44.4		
Total		36	100.0		

Aims and objective of the syllabi are well defined and clear to teachers and students.

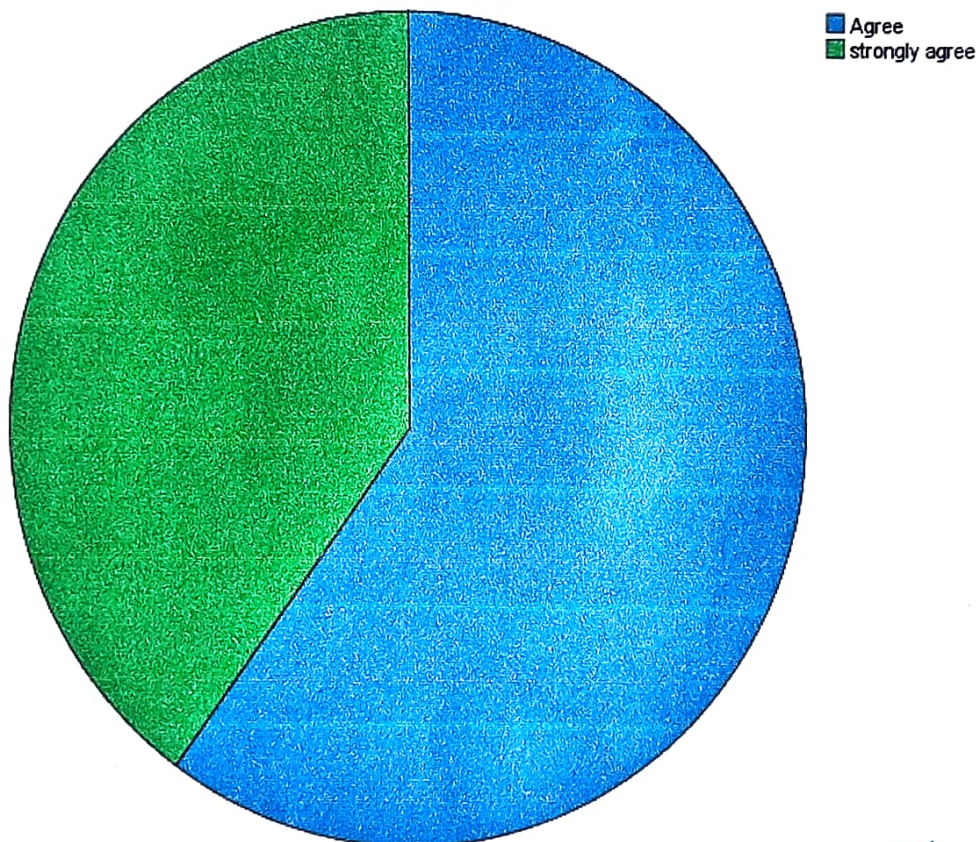


Pankaj Sr.
PRINCIPAL
S.D. COLLEGE
HOSHARPUR

The College has appropriate feedback system to enhance the learning effectiveness

		Frequency	Percent	Valid Percent	Cumulative Percent
Valid	Agree	12	33.3	60.0	60.0
	strongly agree	8	22.2	40.0	100.0
	Total	20	55.6	100.0	
Missing	System	16	44.4		
Total		36	100.0		

The College has appropriate feedback system to enhance the learning effectiveness

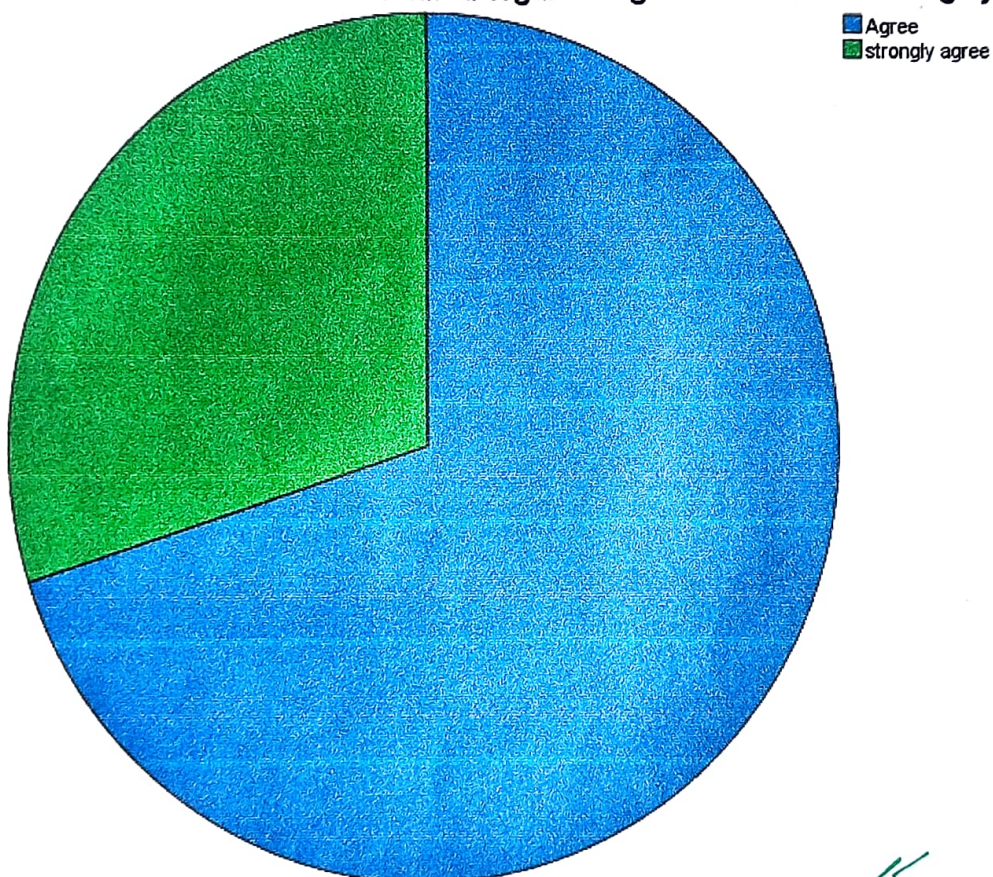


P. S. 88
PRINCIPAL
 S.D. COLLEGE
 HOSHIARPUR

Institution has a well-structured organised guidance & Counselling system.

		Frequency	Percent	Valid Percent	Cumulative Percent
Valid	Agree	14	38.9	70.0	70.0
	strongly agree	6	16.7	30.0	100.0
	Total	20	55.6	100.0	
Missing	System	16	44.4		
Total		36	100.0		

Institution has a well-structured organised guidance & Counselling system.

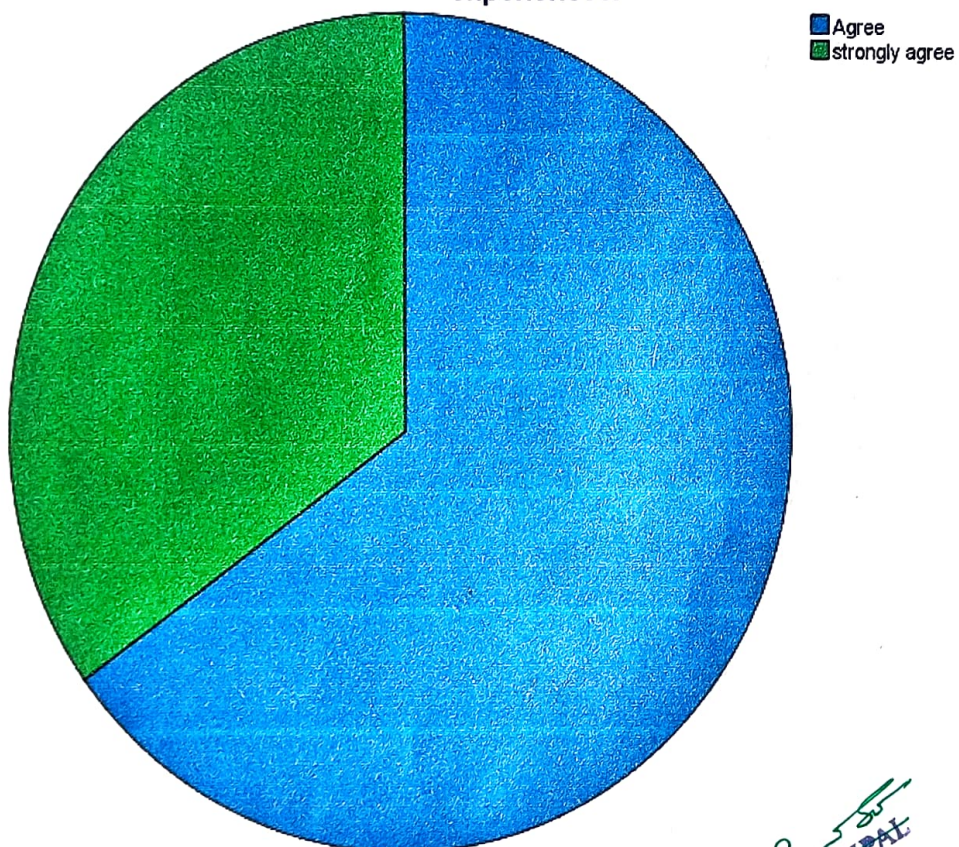


Pankaj
PRINCIPAL
S.D. COLLEGE
HOSHIARPUR

Interactive Instructional techniques are used for Effective Teaching learning experiences.

		Frequency	Percent	Valid Percent	Cumulative Percent
Valid	Agree	13	36.1	65.0	65.0
	strongly agree	7	19.4	35.0	100.0
	Total	20	55.6	100.0	
Missing	System	16	44.4		
Total		36	100.0		

Interactive Instructional techniques are used for Effective Teaching learning experiences.

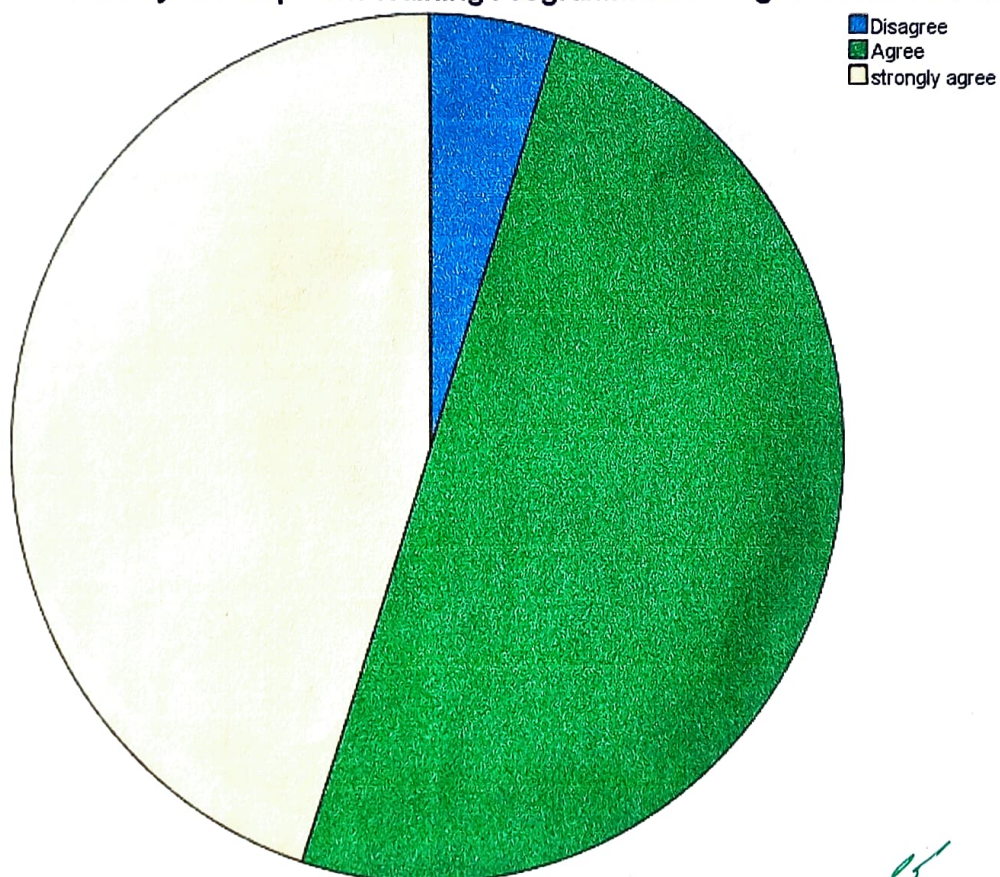


P. S. S.
PRINCIPAL
S.D. COLLEGE
HOSHARPUR

Faculty Development Training Programmes are organised in the college

		Frequency	Percent	Valid Percent	Cumulative Percent
Valid	Disagree	1	2.8	5.0	5.0
	Agree	10	27.8	50.0	55.0
	strongly agree	9	25.0	45.0	100.0
	Total	20	55.6	100.0	
Missing	System	16	44.4		
Total		36	100.0		

Faculty Development Training Programmes are organised in the college

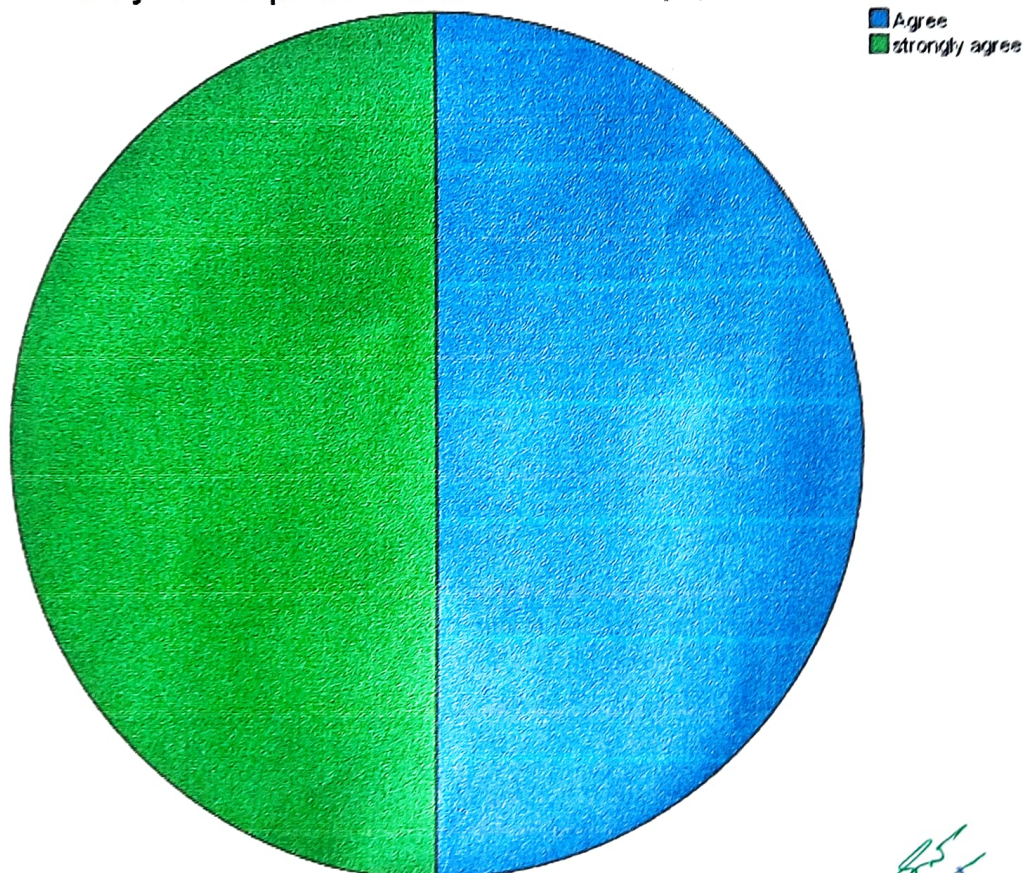


Pooja
PRINCIPAL
 S.D. COLLEGE
 HOSHIARPUR

Duty leave is provided to attend Workshops, Seminars & Conferences

		Frequency	Percent	Valid Percent	Cumulative Percent
Valid	Agree	10	27.8	50.0	50.0
	strongly agree	10	27.8	50.0	100.0
	Total	20	55.6	100.0	
Missing	System	16	44.4		
Total		36	100.0		

Duty leave is provided to attend Workshops, Seminars & Conferences

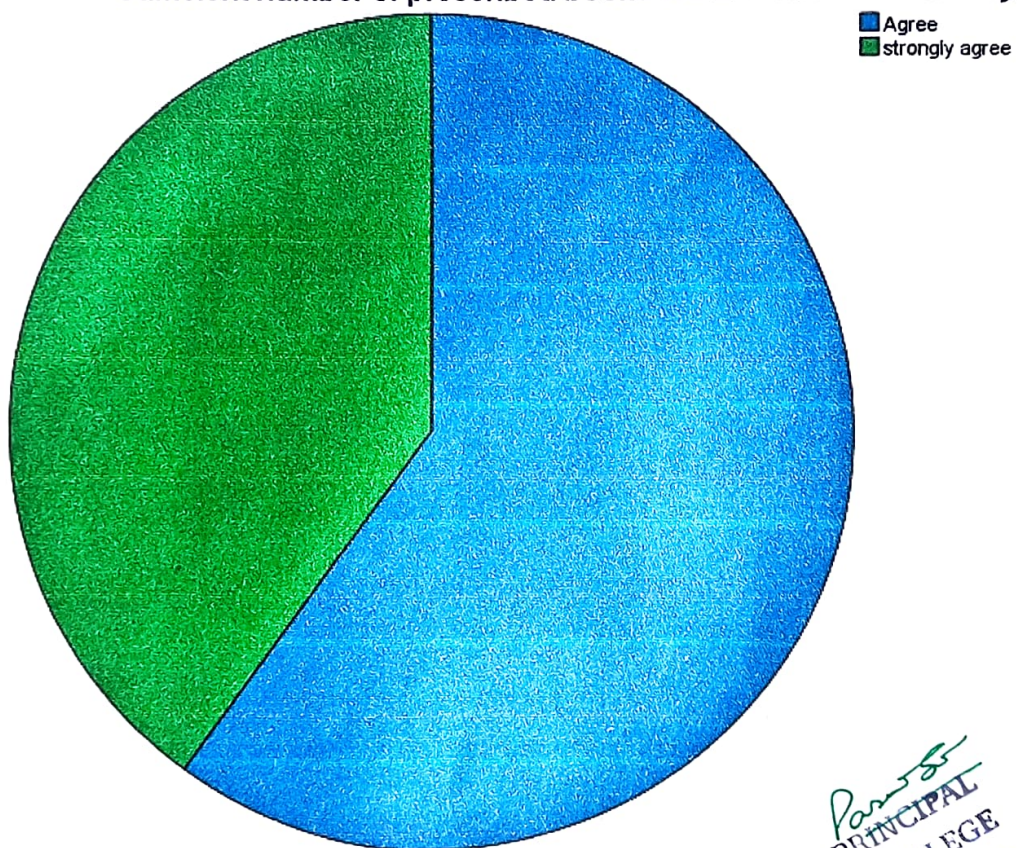


Pankaj
PRINCIPAL
S.D. COLLEGE
HOSHARPUR

Sufficient number of prescribed books are available in the library.

		Frequency	Percent	Valid Percent	Cumulative Percent
Valid	Agree	12	33.3	60.0	60.0
	strongly agree	8	22.2	40.0	100.0
	Total	20	55.6	100.0	
Missing	System	16	44.4		
Total		36	100.0		

Sufficient number of prescribed books are available in the library.

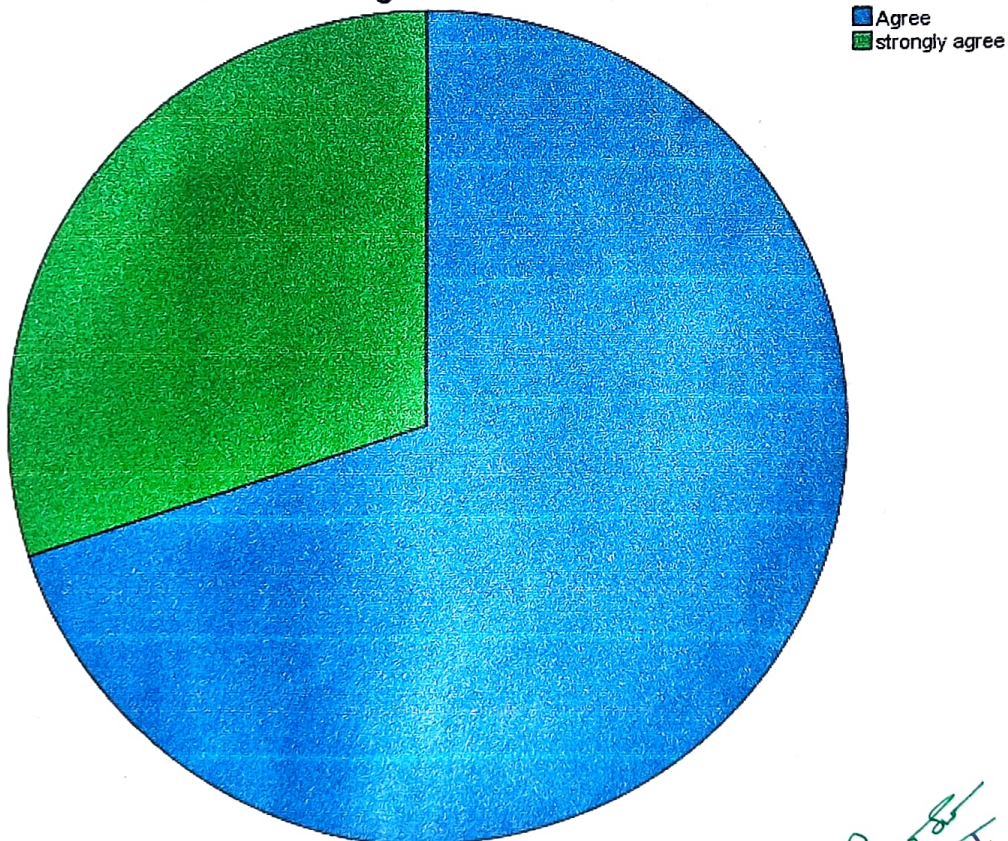


Pooja
 PRINCIPAL
 S.D. COLLEGE
 HOSHIARPUR

The course has good balance between theory and practice.

		Frequency	Percent	Valid Percent	Cumulative Percent
Valid	Agree	14	38.9	70.0	70.0
	strongly agree	6	16.7	30.0	100.0
	Total	20	55.6	100.0	
Missing	System	16	44.4		
Total		36	100.0		

The course has good balance between theory and practice.

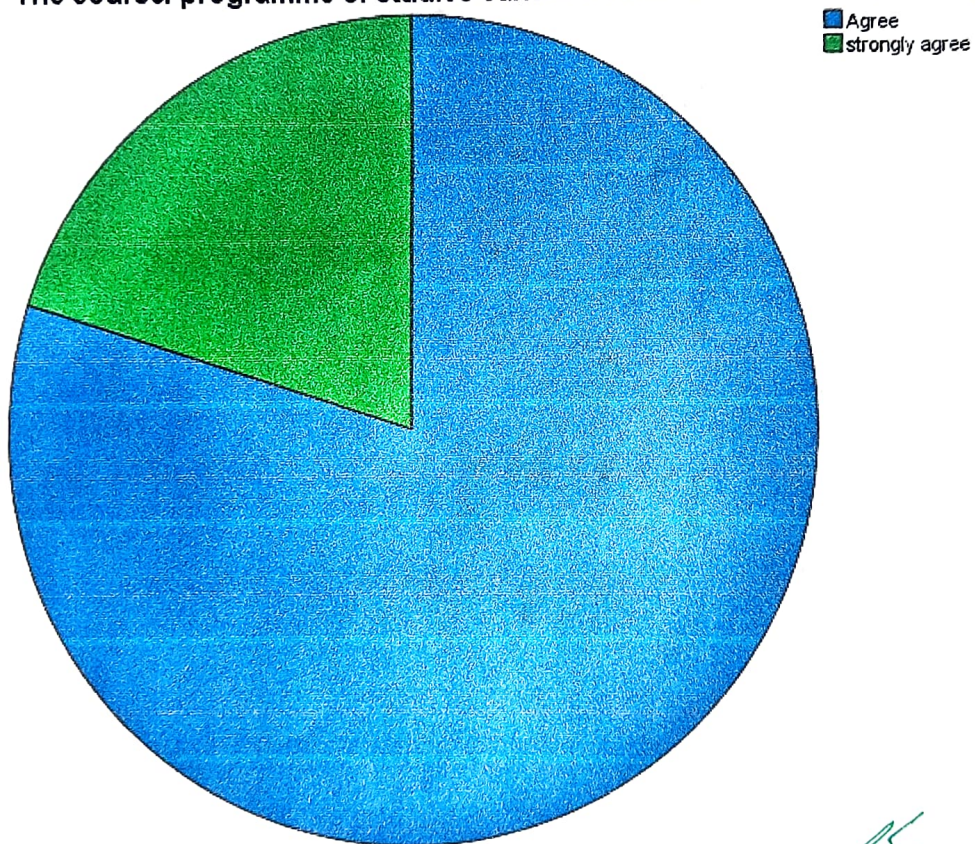


Pooja
 PRINCIPAL
 S.D. COLLEGE
 HOSHIARPUR

The course/ programme of studies carries sufficient number of optional papers.

		Frequency	Percent	Valid Percent	Cumulative Percent
Valid	Agree	16	44.4	80.0	80.0
	strongly agree	4	11.1	20.0	100.0
	Total	20	55.6	100.0	
Missing	System	16	44.4		
Total		36	100.0		

The course/ programme of studies carries sufficient number of optional papers.

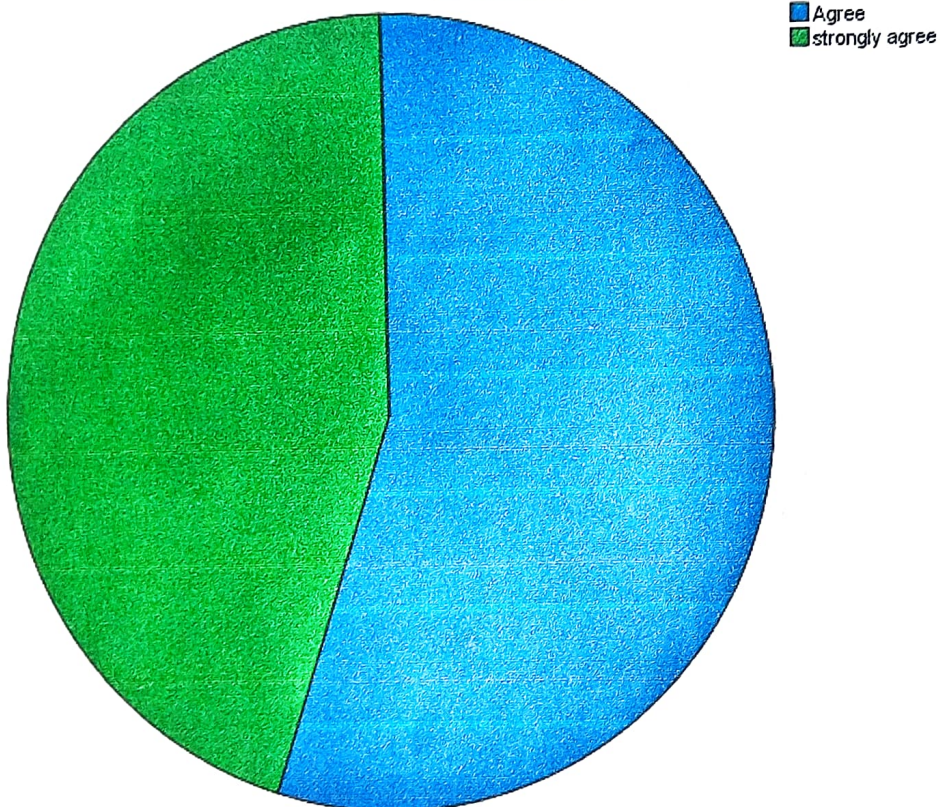


P. S. Singh
PRINCIPAL
S.D. COLLEGE
HOSHIARPUR

I have a freedom to adopt new techniques / strategies of testing and assessment of students

		Frequency	Percent	Valid Percent	Cumulative Percent
Valid	Agree	11	30.6	55.0	55.0
	strongly agree	9	25.0	45.0	100.0
	Total	20	55.6	100.0	
Missing	System	16	44.4		
Total		36	100.0		

I have a freedom to adopt new techniques / strategies of testing and assessment of students

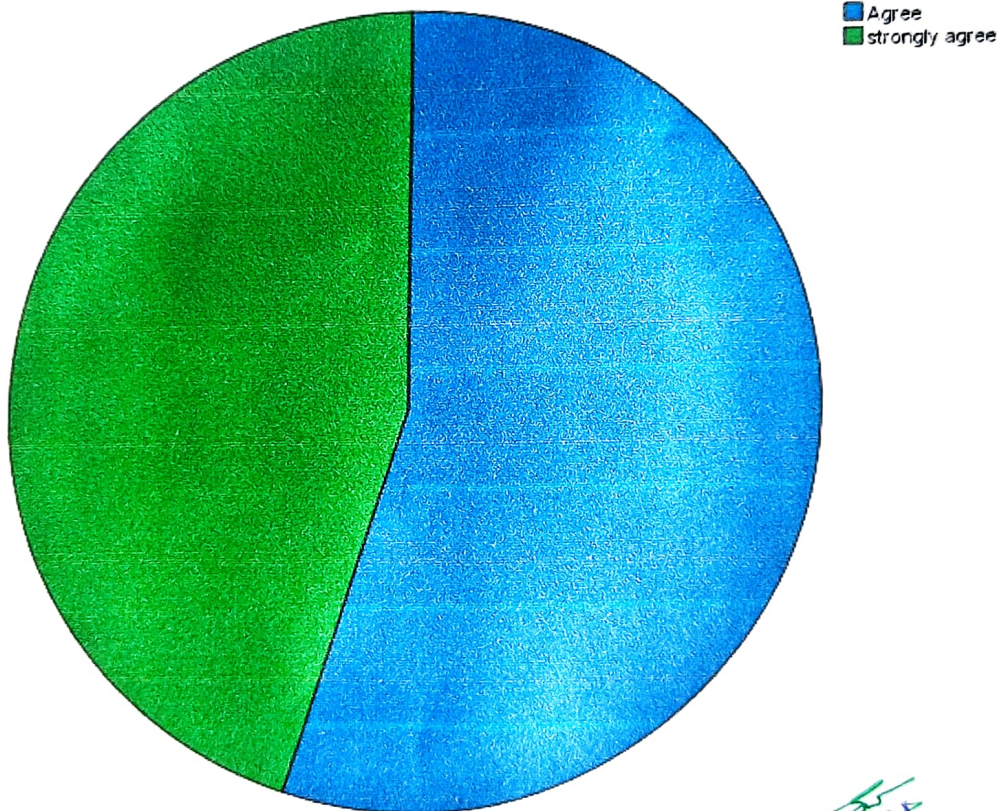


[Signature]
 PRINCIPAL
 S.D. COLLEGE
 HOSHIARPUR

I have a freedom to adopt new techniques / strategies of testing and assessment of students

		Frequency	Percent	Valid Percent	Cumulative Percent
Valid	Agree	11	30.6	55.0	55.0
	strongly agree	9	25.0	45.0	100.0
	Total	20	55.6	100.0	
Missing	System	16	44.4		
Total		36	100.0		

I have a freedom to adopt new techniques / strategies of testing and assessment of students

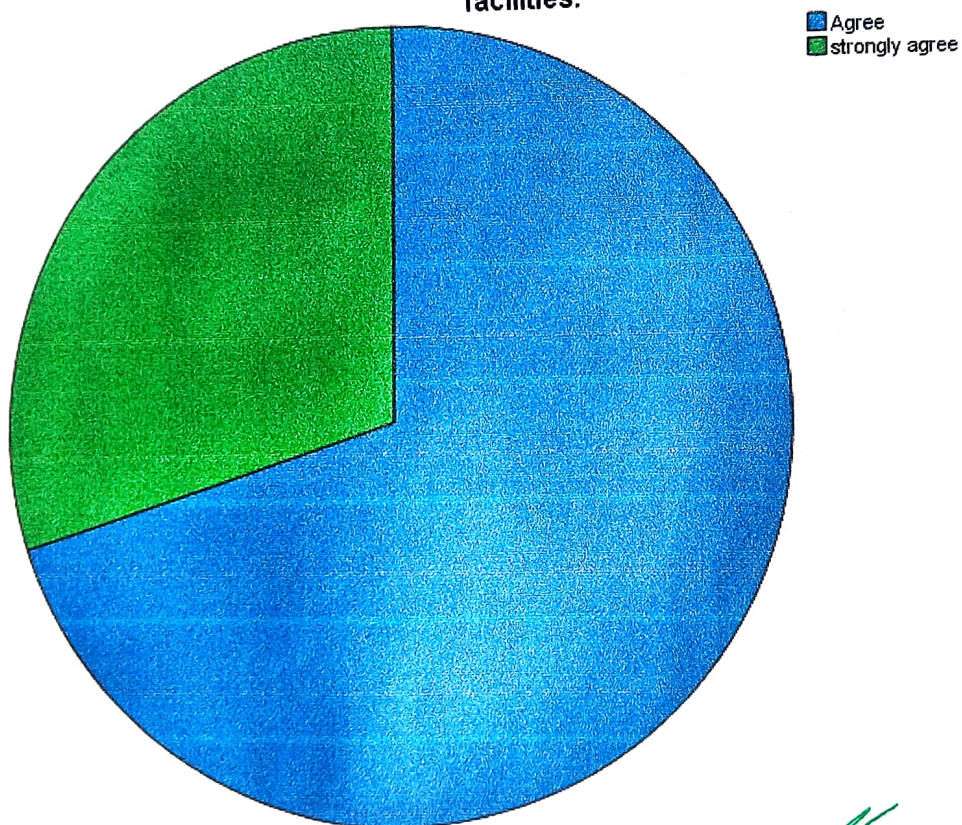


Pooja
PRINCIPAL
 S.D. COLLEGE
 HOSHARPUR

The college provides adequate and smooth support for projects and research facilities.

		Frequency	Percent	Valid Percent	Cumulative Percent
Valid	Agree	14	38.9	70.0	70.0
	strongly agree	6	16.7	30.0	100.0
	Total	20	55.6	100.0	
Missing	System	16	44.4		
Total		36	100.0		

The college provides adequate and smooth support for projects and research facilities.

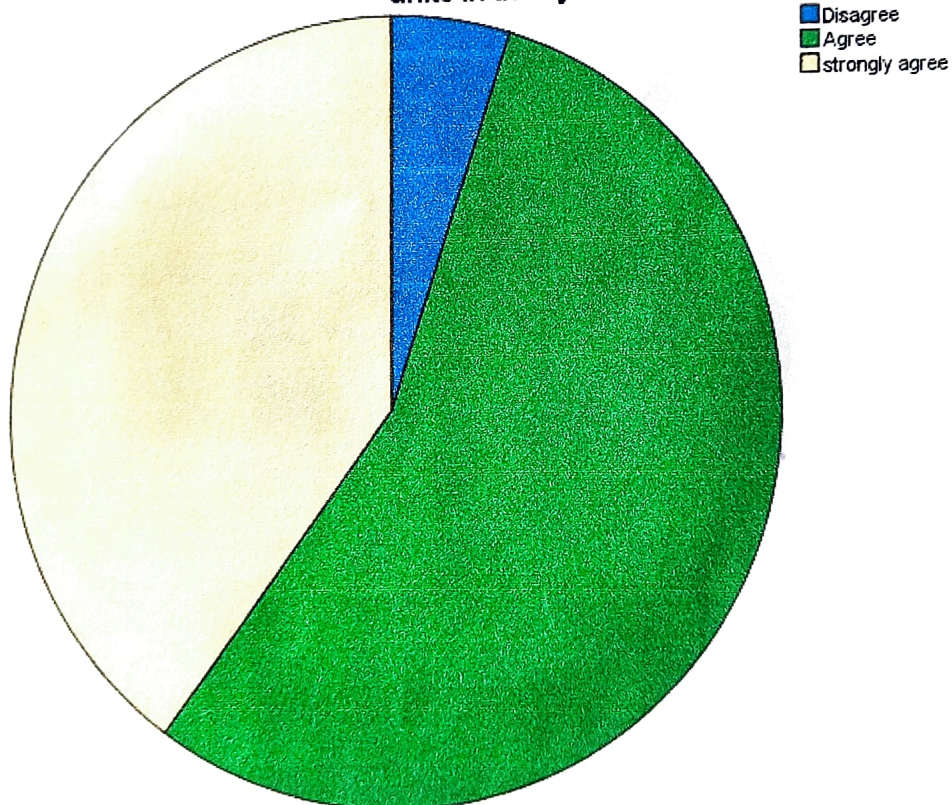


Pansob
PRINCIPAL
S.D. COLLEGE
HOSHARPUR

Tests and examinations are conducted well in time with proper coverage of all units in the syllabus

		Frequency	Percent	Valid Percent	Cumulative Percent
Valid	Disagree	1	2.8	5.0	5.0
	Agree	11	30.6	55.0	60.0
	strongly agree	8	22.2	40.0	100.0
	Total	20	55.6	100.0	
Missing	System	16	44.4		
Total		36	100.0		

Tests and examinations are conducted well in time with proper coverage of all units in the syllabus

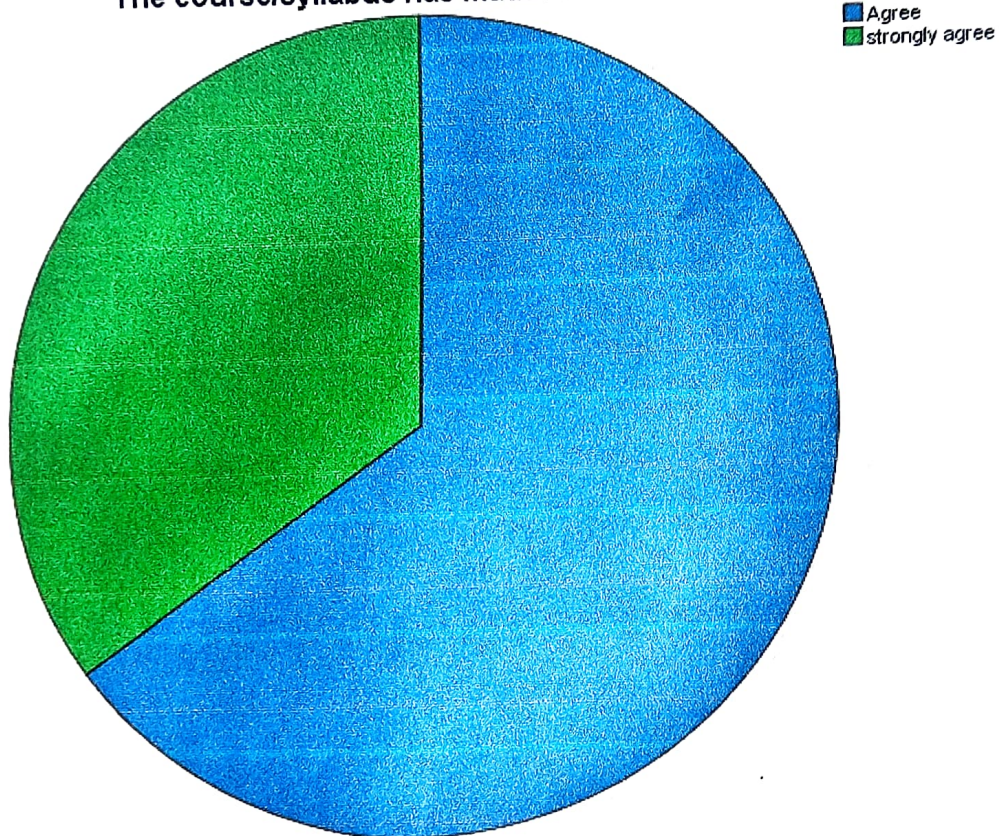


Pawar
PRINCIPAL
 S.D. COLLEGE
 HOSHIARPUR

The course/syllabus has made me interested in the subject area

		Frequency	Percent	Valid Percent	Cumulative Percent
Valid	Agree	13	36.1	65.0	65.0
	strongly agree	7	19.4	35.0	100.0
	Total	20	55.6	100.0	
Missing	System	16	44.4		
Total		36	100.0		

The course/syllabus has made me interested in the subject area

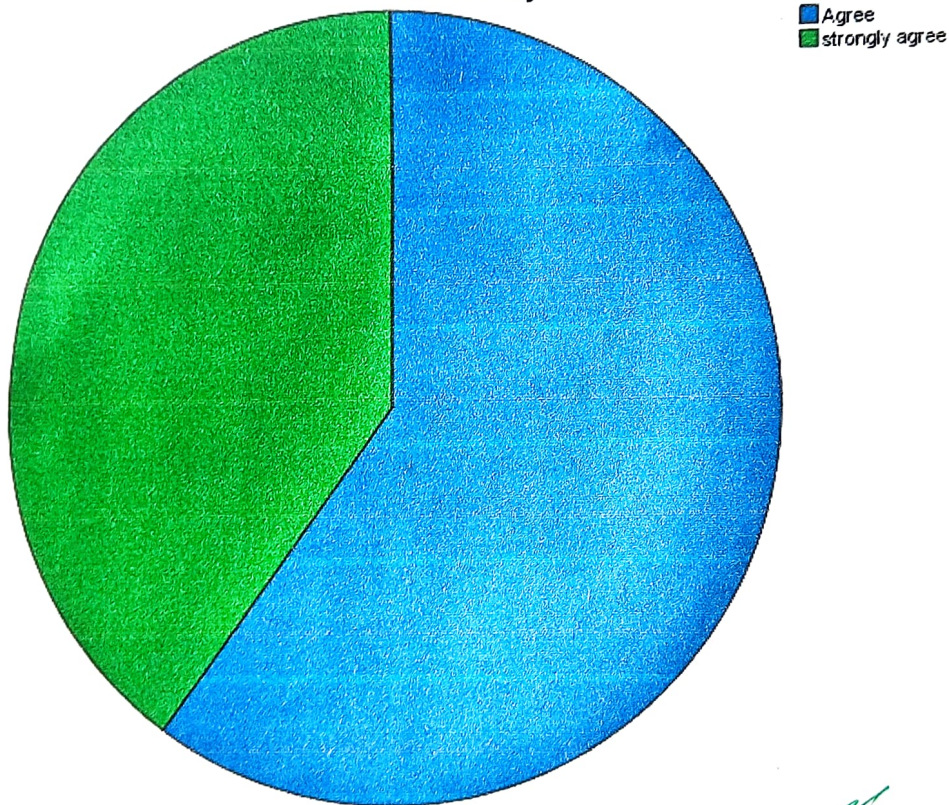


P. S. Singh
PRINCIPAL
S.D. COLLEGE
HOSHIARPUR

The course / programme of this subject increased my knowledge and perspective in the subject area.

		Frequency	Percent	Valid Percent	Cumulative Percent
Valid	Agree	12	33.3	60.0	60.0
	strongly agree	8	22.2	40.0	100.0
	Total	20	55.6	100.0	
Missing	System	16	44.4		
Total		36	100.0		

The course / programme of this subject increased my knowledge and perspective in the subject area.

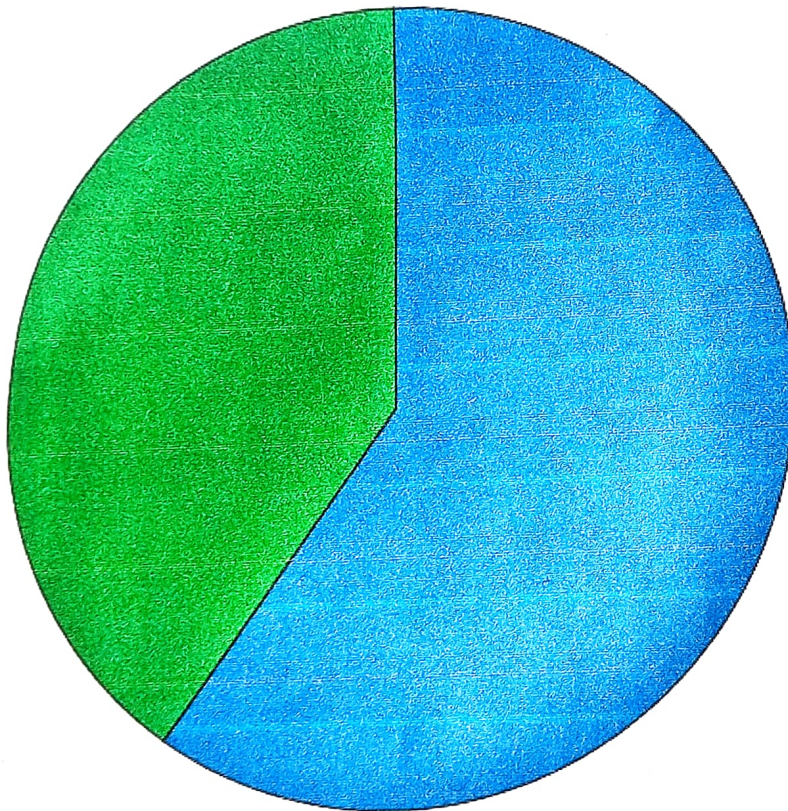


Pankaj
 PRINCIPAL
 S.D. COLLEGE
 HOSHIARPUR

the books prescribed / listed as reference materials are relevant , updated and appropriate.

		Frequency	Percent	Valid Percent	Cumulative Percent
Valid	Agree	12	33.3	60.0	60.0
	strongly agree	8	22.2	40.0	100.0
	Total	20	55.6	100.0	
Missing	System	16	44.4		
Total		36	100.0		

the books prescribed / listed as reference materials are relevant , updated and appropriate.



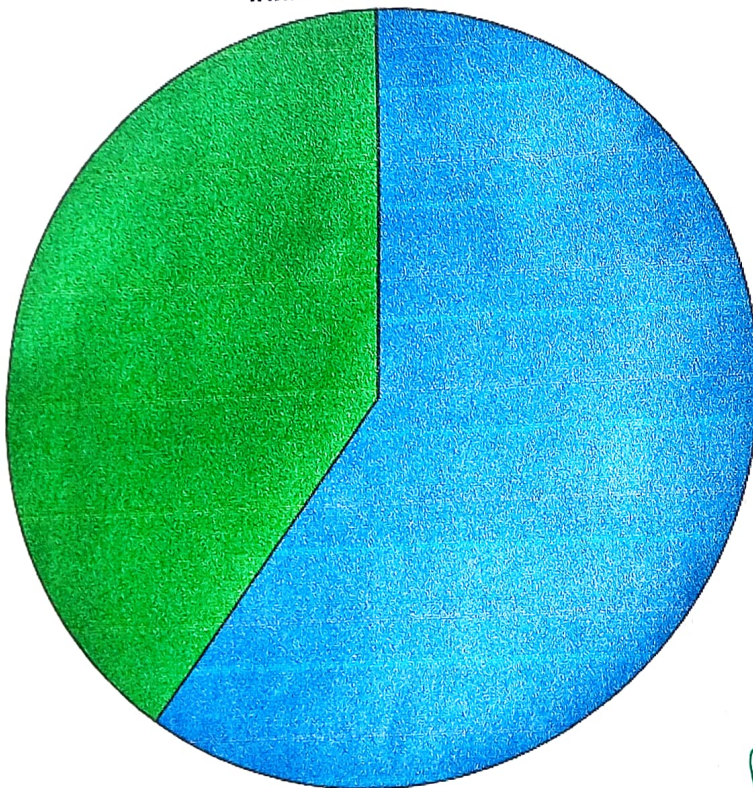
Pankaj
PRINCIPAL
 S.D. COLLEGE
 HOSHIARPUR

Infrastructural facilities such as teacher's rooms, class rooms, resource centres , Infilbnet are available in the department

		Frequency	Percent	Valid Percent	Cumulative Percent
Valid	Agree	12	33.3	60.0	60.0
	strongly agree	8	22.2	40.0	100.0
	Total	20	55.6	100.0	
Missing	System	16	44.4		
Total		36	100.0		

Infrastructural facilities such as teacher's rooms, class rooms, resource centres , Infilbnet are available in the department

☐ Agree
☐ strongly agree

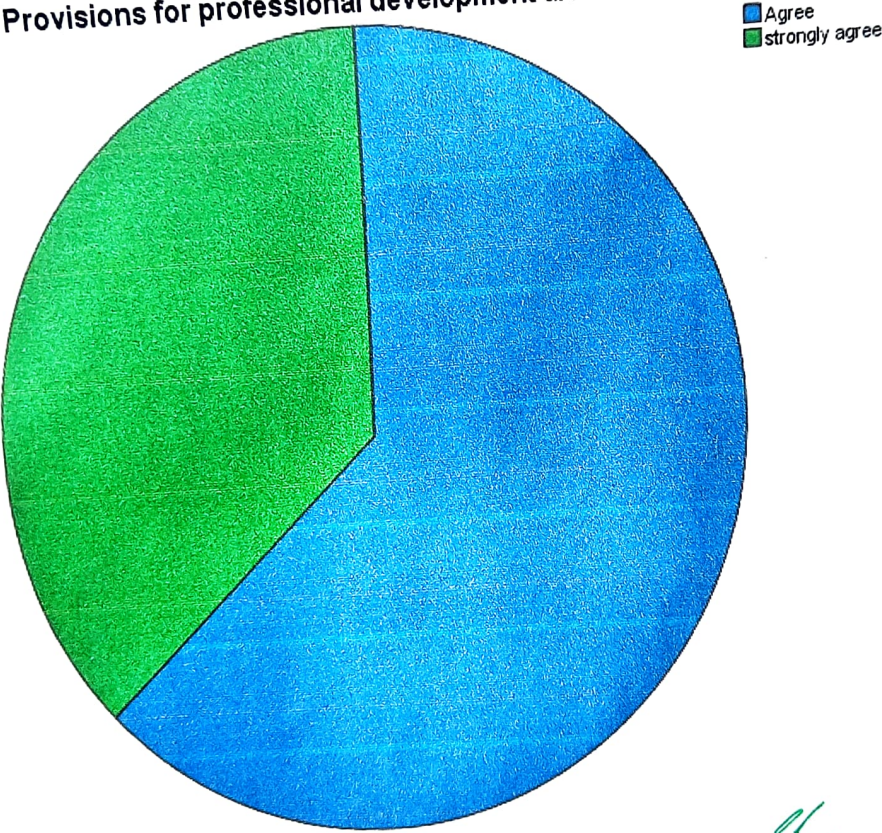


Pooja
 PRINCIPAL
 S.D. COLLEGE
 HOSHIARPUR

Provisions for professional development are non-discriminatory and fair.

		Frequency	Percent	Valid Percent	Cumulative Percent
Valid	Agree	12	33.3	63.2	63.2
	strongly agree	7	19.4	36.8	100.0
	Total	19	52.8	100.0	
Missing	System	17	47.2		
Total		36	100.0		

Provisions for professional development are non-discriminatory and fair.

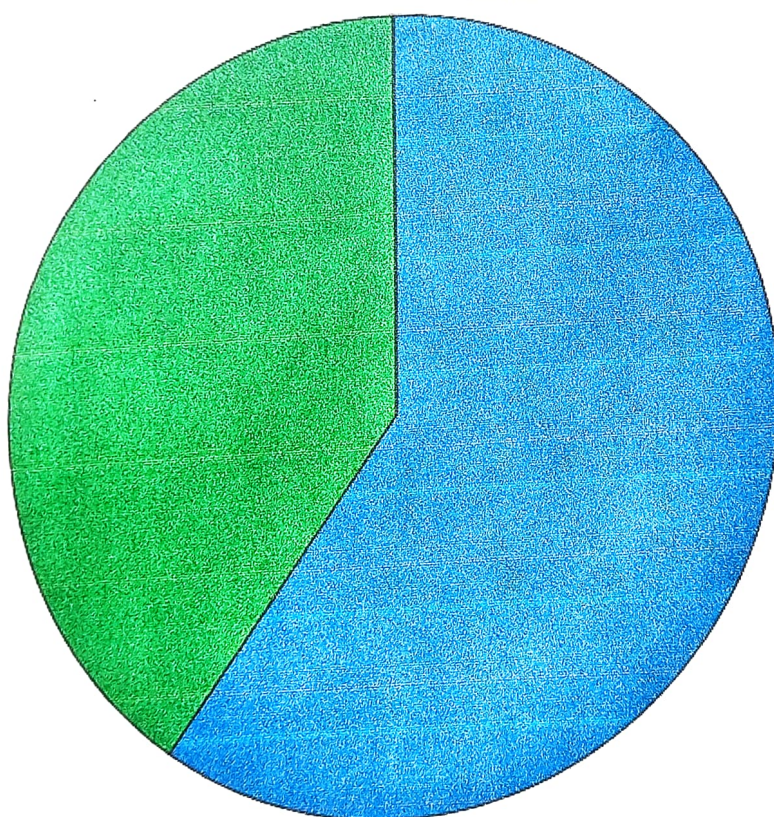


Pooja
PRINCIPAL
S.D. COLLEGE
HOSHIARPUR

The college provides adequate and smooth support for projects and research facilities.

		Frequency	Percent	Valid Percent	Cumulative Percent
Valid	Agree	12	33.3	60.0	60.0
	strongly agree	8	22.2	40.0	100.0
	Total	20	55.6	100.0	
Missing	System	16	44.4		
Total		36	100.0		

The college provides adequate and smooth support for projects and research facilities.



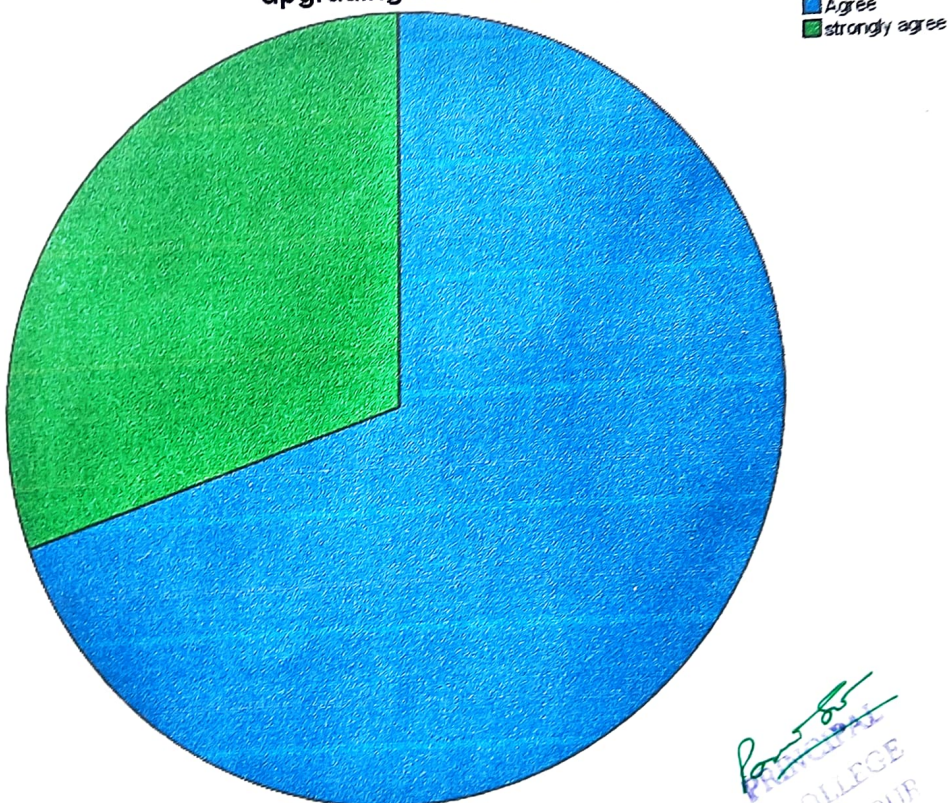
Agree
strongly agree

P. Singh
PRINCIPAL
S.D. COLLEGE
HOSHIARPUR

The college provides adequate funding and support to faculty members for upgrading their skills and qualifications.

		Frequency	Percent	Valid Percent	Cumulative Percent
Valid	Agree	14	38.9	70.0	70.0
	strongly agree	6	16.7	30.0	100.0
	Total	20	55.6	100.0	
Missing	System	16	44.4		
Total		36	100.0		

The college provides adequate funding and support to faculty members for upgrading their skills and qualifications.



Principal
S.D. COLLEGE
HOSHARPUR

Descriptive Statistics

	Mean	Std. Deviation	Variance
	Statistic	Statistic	Statistic
Syllabus is suitable to the course.	3.25	.550	.303
College strives for Holistic development of Students through Curriculum Enrichment.	3.25	.444	.197
Aims and objective of the syllabi are well defined and clear to teachers and students.	3.30	.470	.221
The College has appropriate feedback system to enhance the learning effectiveness	3.40	.503	.253
Institution has a well-structured organised guidance & Counselling system.	3.30	.470	.221
Interactive Instructional techniques are used for Effective Teaching learning experiences.	3.35	.489	.239
Faculty Development Training Programmes are organised in the college	3.40	.598	.358
Duty leave is provided to attend Workshops, Seminars & Conferences	3.50	.513	.263
Sufficient number of prescribed books are available in the library.	3.40	.503	.253
The course has good balance between theory and practice.	3.30	.470	.221
The course/ programme of studies carries sufficient number of optional papers.	3.20	.410	.168
I have a freedom to adopt new techniques / strategies of testing and assessment of students	3.45	.510	.261
I have a freedom to adopt new techniques / strategies of testing and assessment of students	3.45	.510	.261
The college provides adequate and smooth support for projects and research facilities.	3.30	.470	.221
Tests and examinations are conducted well in time with proper coverage of all units in the syllabus	3.35	.587	.345
The course/syllabus has made me interested in the subject area	3.35	.489	.239
The course / programme of this subject increased my knowledge and perspective in the subject area.	3.40	.503	.253
the books prescribed / listed as reference materials are relevant , updated and appropriate.	3.40	.503	.253
Infrastructural facilities such as teacher's rooms, class rooms, resource centres , Inlibnet are available in the department	3.40	.503	.253
Provisions for professional development are non-discriminatory and fair.	3.37	.496	.246
The college provides adequate and smooth support for projects and research facilities.	3.40	.503	.253
The college provides adequate funding and support to faculty members for upgrading their skills and qualifications.	3.30	.470	.221
Valid N (listwise)			